

Wausau Tile, Inc. Installation Product Suggestions for Precast Cement Terrazzo Tile

Table of Contents:

About.....	2
Surface Prep.....	2
Membrane Options.....	2
Mortar Recommendations.....	2
Grout Recommendations.....	2
Concrete Installation.....	3
Plywood Subfloor.....	3
Plywood Subfloor - Self-Leveling.....	4
Plywood Subfloor - Uncoupling Membrane.....	4
Walls.....	5



Wausau Tile precast cement terrazzo tiles are installed on interior floors and walls. These tiles are composed of marble, granite and glass aggregates mixed into a cementitious binder. Wausau Tile terrazzo tiles are steam cured, ground and polished or honed to a smooth surface. Wausau Tile precast terrazzo tiles are available in four sizes - 12", 16", 24" and 12" x 24". Thickness ranges from ½" to 5/8".

All Wausau Tile terrazzo tiles are to be installed following the latest guidelines of the Tile Council of North America and manufacturer's directions. Movement joints must be placed in the tile assembly per TCNA EJ171 guidelines.

Many installations benefit from proper floor surface preparation. The substrate must be brought into acceptable tolerance for tile installation. TCNA and CUSTOM recommend that maximum allowable variance in the subfloor be no more than 1/8" in 10' and no more than 1/16" in 2' for tile formats of 16" nominal or larger. The addition of crack-isolation / waterproofing membranes is recommended for above ground and wet environments.

Custom Building Products offers the following recommendations for installation materials based upon these common installation methods. CUSTOM Technical Services is available to help with other methods that may apply.

Surface Prep (As Needed):

LevelQuik® RS Rapid Setting Self-Leveling Underlayment
Skim Coat & Patch Cement Underlayment
Wonderboard® Lite Backerboard

Membrane Options:

RedGard® Waterproofing and Crack Prevention Membrane
CrackBuster® Pro Crack Prevention Mat Underlayment
RedGard Uncoupling Mat

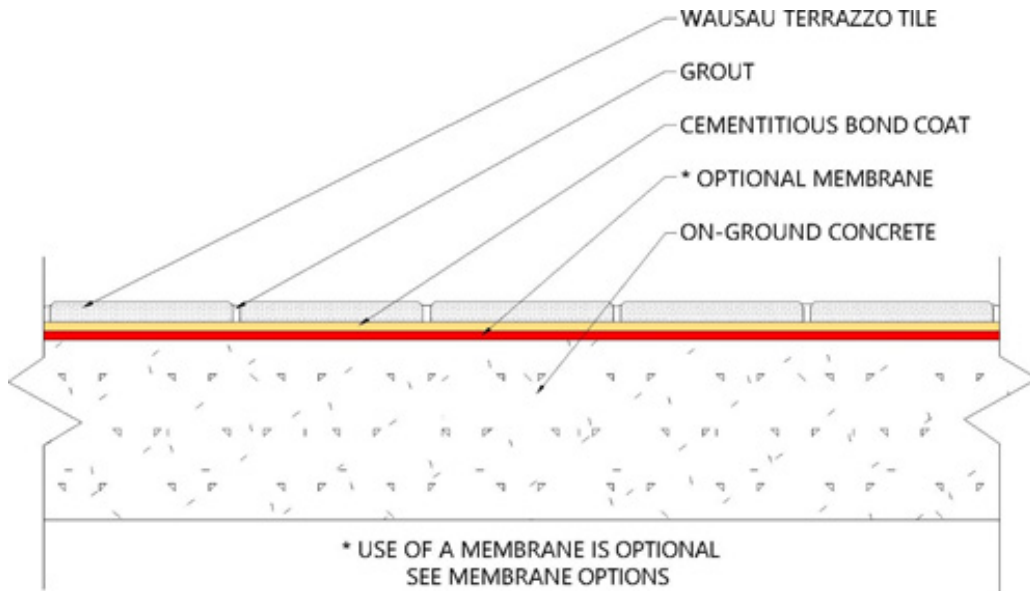
Mortar Recommendations:

MegaLite® Crack Prevention Mortar
ProLite® Large Format Tile & Stone Mortar
*MegaLite® Rapid Setting Crack Prevention Mortar
*ProLite® Rapid Setting Large Format Tile & Stone Mortar

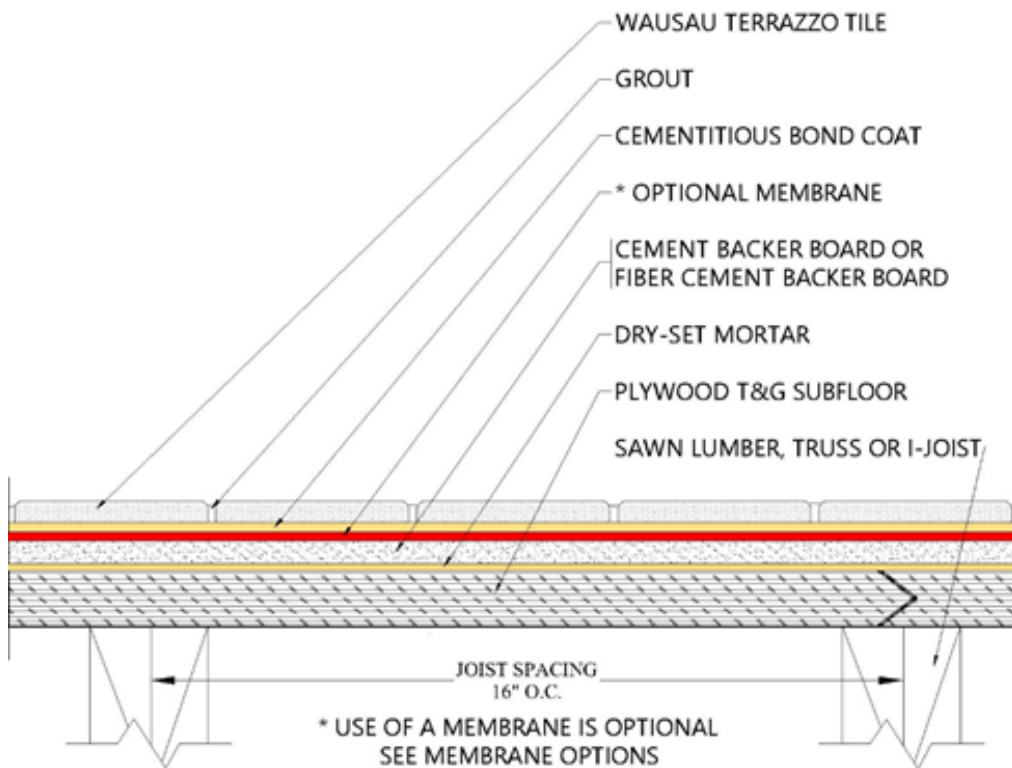
Grout Recommendations:

Prism® Ultimate Performance Grout
Polyblend® Plus Sanded Grout or Non-Sanded Grout

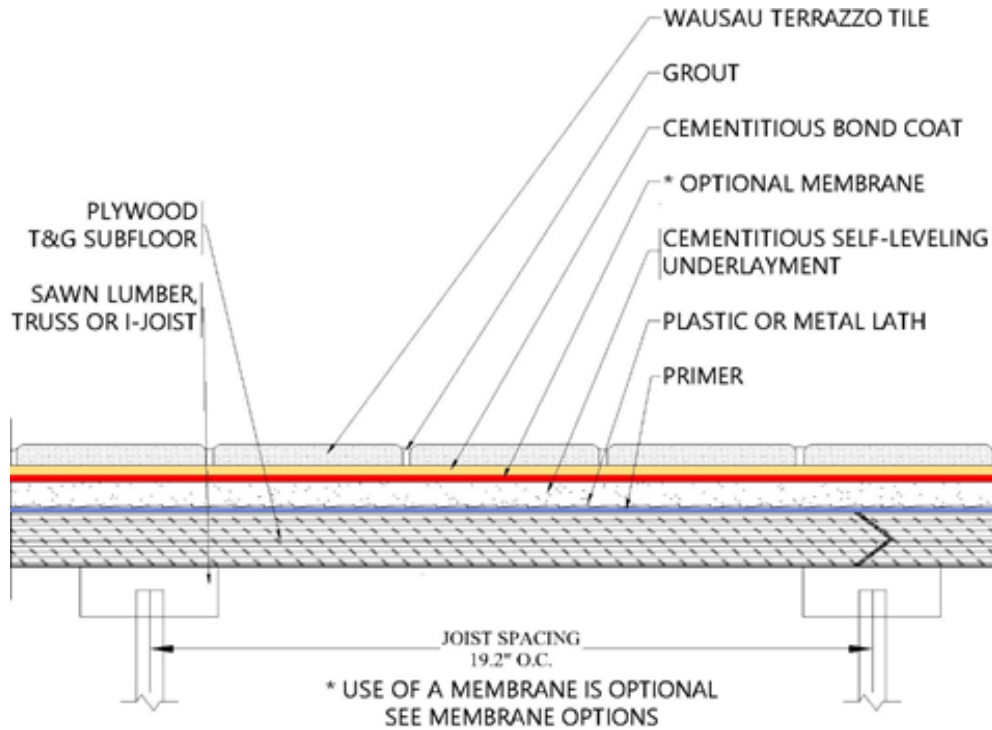
CONCRETE INSTALLATION – CF113



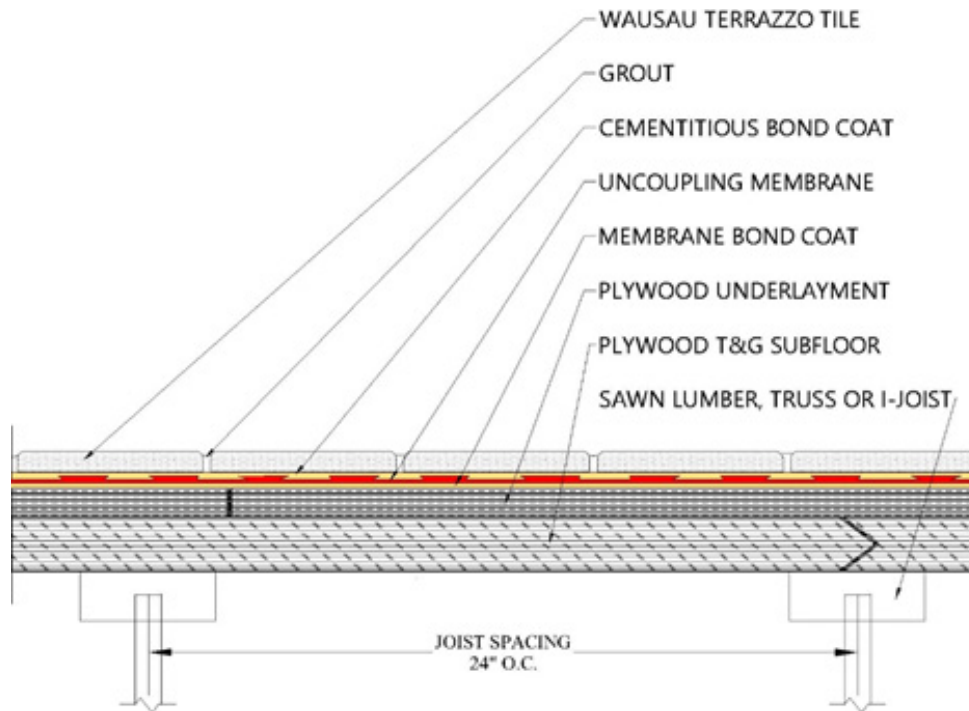
PLYWOOD SUBFLOOR, BACKERBOARD CF144 16" O.C.



PLYWOOD SUBFLOOR, SELF-LEVELING UNDERLAYMENT CF185 ≤19.2" O.C.



PLYWOOD SUBFLOOR, UNCOUPLING MEMBRANE CF147 up to 24" O.C.



WALLS- BACKER BOARD CW244

