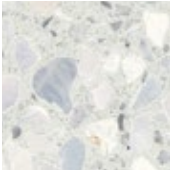



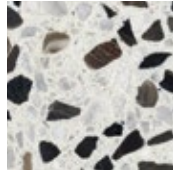
SERIES SESTO™ TERRAZZO TILE



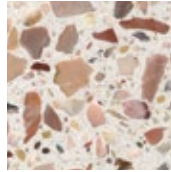
SST10
PISA



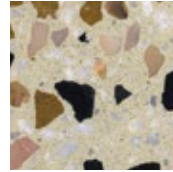
SST11
DALMATA



SST12
BIANCO



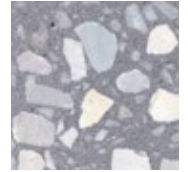
SST13
ZUCCA



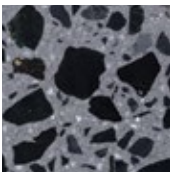
SST14
SOLE



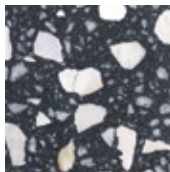
SST15
COLOSSEUM




SST16
VENERE



SST17
NOTTE



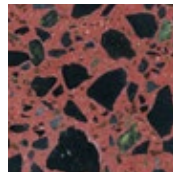
SST18
ROMAN



SST19
CAFFE



SST20
RAVELLO

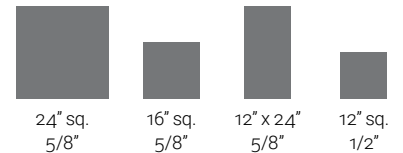


SST21
POMPEII

PROPERTY	ADVANCED TESTING VALUE	TEST METHOD
Compression Strength	> 8,000 PSI avg.	ASTM C140
Absorption	< 5% avg.	ASTM C140
Flexural Strength	> 1,000 PSI avg.	ASTM C293
C373 Water Absorption	Passes (Semi-Vitreous)	-
C482 Bond Strength	> 300 PSI	-
C485 Warpage Edge	+/- .001% or .002 in.	-
C485 Warpage Diagonal	+/- .003% or .010 in.	-
C499 Nominal Size	Range of .029 in.	-
C499 Thickness	Range of .029 in.	-
Dynamic DCOF	Passes at Factory	-
ANSI A173.1 Section 9.6.1	Wet Dynamic Coefficient of Friction (DCOF)	-
Avg. Polished Finish	0.46	-
Avg. Honed Finish	0.54	-

Testing based on 12" x 12" x 1/2" tile

STANDARD SIZES



Due to the natural variances in materials, the color characteristics of manufactured terrazzo tile may differ slightly from the color swatches pictured. Your monitor or printer may not be an accurate representation of the actual production color or finish.

Custom Colors Available.

CALL FOR FURTHER DETAILS & PRICING.

P: 800.388.8728 | E: wtile@wausautile.com | WAUSAUTILE.COM