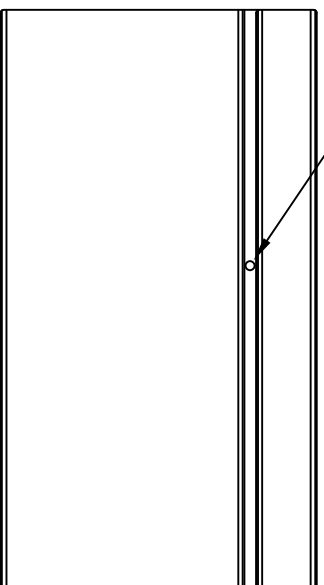
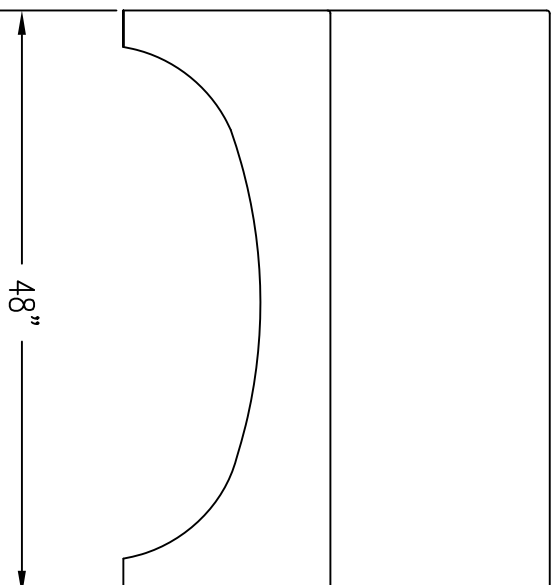


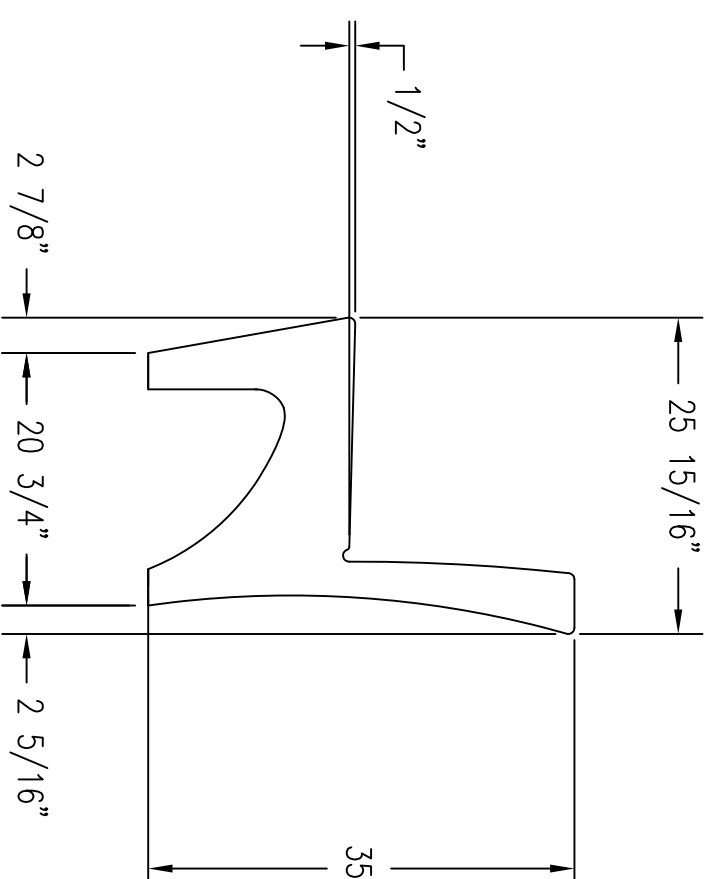
3/4" Ø DRAIN HOLE



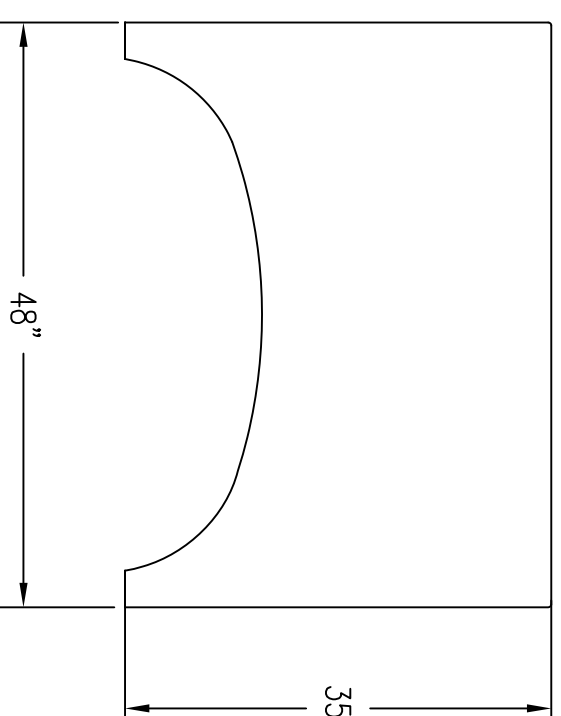
1 TOP VIEW
Scale: 1/16" = 1"



2 FRONT VIEW
Scale: 1/16" = 1"

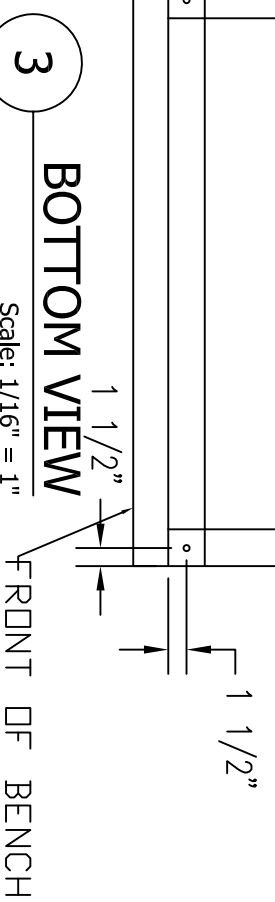


4 SIDE VIEW
Scale: 1/16" = 1"



5 BACK VIEW
Scale: 1/16" = 1"

(4) 1/2" UNC
S/S/ INSERTS



3 BOTTOM VIEW
Scale: 1/16" = 1"

WAUSAU TILE
P.O. BOX 1520 WAUSAU, WI 54402-1520
800-388-8728
E-MAIL: WTILE@WAUSAUTILE.COM
WEB SITE: WWW.WAUSAUTILE.COM

REVISIONS		
NAME	DATE	NOTES
1	---	---
2	---	---
3	---	---
4	---	---
5	---	---
6	---	---
7	---	---
8	---	---

CONFIDENTIAL INFORMATION
THESE DRAWING, SPECIFICATIONS AND
OTHER INFORMATION AND DOCUMENTS
ACCOMPANYING THEM ARE THE
CONFIDENTIAL AND PROPRIETARY PROPERTY
OF WAUSAU TILE, INC. THE DRAWINGS
THEMSELVES SHALL BELONG TO THE
OWNER FOR USE ONLY ON THE PROJECT.
ANY ADDITIONAL USE SHALL REQUIRE THE
PRIOR WRITTEN APPROVAL OF WAUSAU
TILE, INC. THE PROPRIETARY INFORMATION
CONTAINED WITHIN THE DRAWINGS AND THE
DOCUMENTS IS AND SHALL REMAIN THE
SOLE PROPERTY OF WAUSAU TILE, INC

WAUSAU TILE INC.

WAUSAU, WI

UNLESS OTHERWISE SPECIFIED
DIMENSIONS ARE IN INCHES
FRACTIONS ± 1/8"

DRAWN BY: TAS

DATE: 6/29/17

CO NUMBER: ?

WEIGHT: 770 LBS

SHEET NO.

WS5031

(SIGNATURE ABOVE ILLUSTRATES
ACCEPTANCE OF DIMENSIONS SHOWN.)

SIGN BELOW IF DRAWINGS ARE
APPROVED W/ MARKED CHANGES
APPROVED: _____
DATE: _____