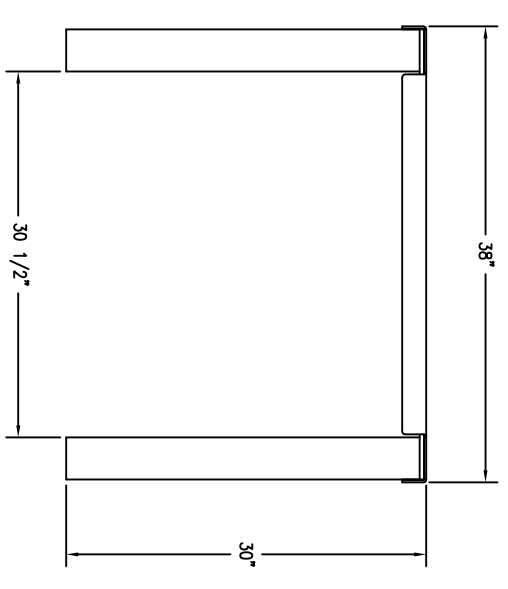
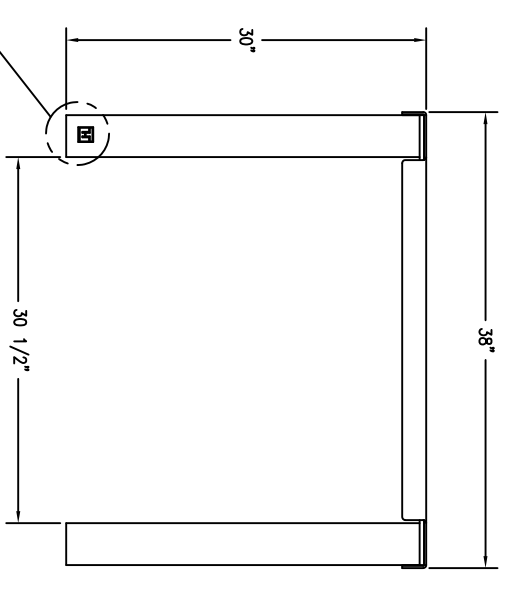


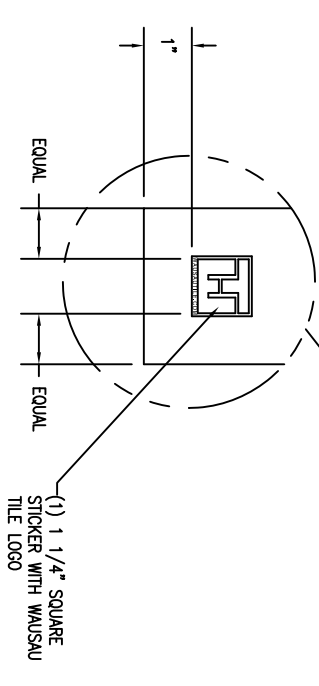
1 TOP VIEW OF WS-213 TABLE
Scale: 1/8" = 1"



2 SIDE ELEVATION OF WS-213 TABLE
Scale: 1/8" = 1"



3 SIDE ELEVATION OF WS-213 TABLE
Scale: 1/8" = 1"



(1) 1 1/4" SQUARE
STICKER WITH WAUSAU
TILE LOGO

REVISIONS						DRAWN BY		JOB		MATERIAL	
NO.	DATE	BY	NO.	DATE	BY	JOB NO.	LOCATION	WEIGHT	STEEL	ITEM NO.	DRG. NO.
1	12/29/09	PMW	4			M JOHNSON				WS-213	350229
2			5								
3			6								

WAUSAU TILE SITE FURNISHINGS				P.O. BOX 1520 WAUSAU, WISCONSIN 54982-1520 800/298-8728			
E-MAIL: TITEL@WAUSAUTILE.COM				WEB SITE: WWW.WAUSAUTILE.COM			
WEB SITE: WWW.WAUSAUTILE.COM							
DRAWN BY: M JOHNSON				JOB NO.: M JOHNSON			
SCALE: AS NOTED				DATE: 10/15/09			
UNLESS OTHERWISE SPECIFIED				FINISH OPTIONS:			
ANGLES 30/45° 75/45/140°				2 R. 40/0° 3 R. 40/0°			