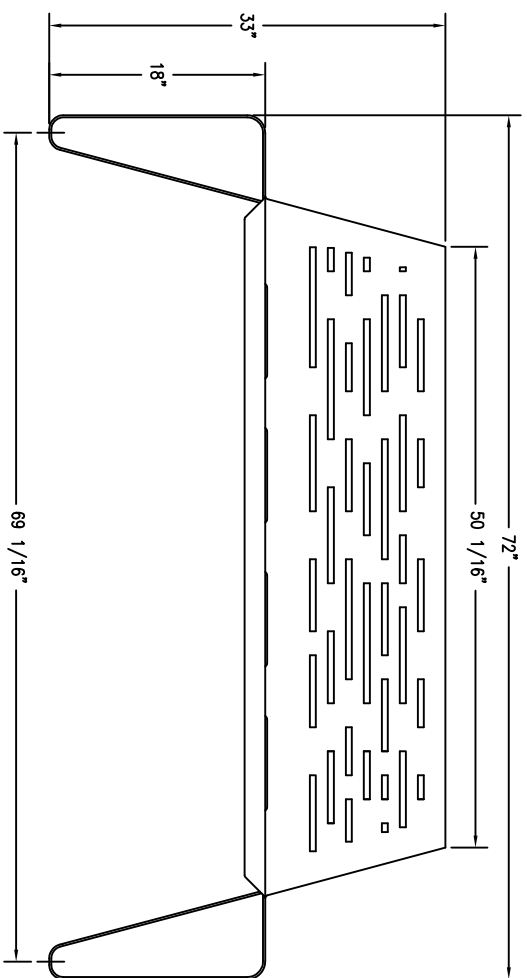
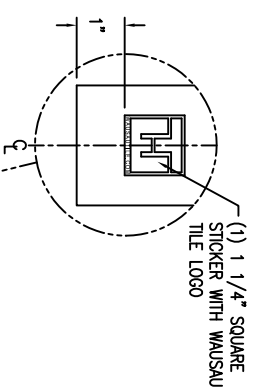


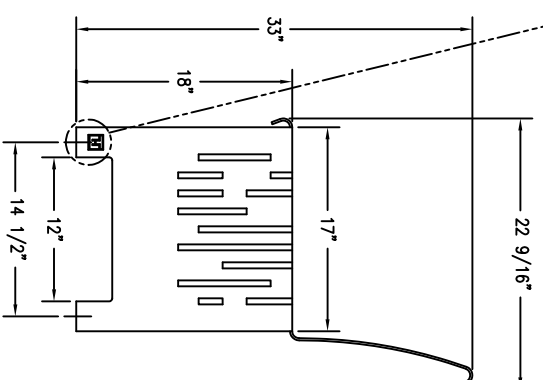
1 TOP VIEW OF WS-203 BENCH
Scale: 1/8" = 1"



2 FRONT ELEVATION OF WS-203 BENCH
Scale: 1/8" = 1"



(1) 1 1/4" SQUARE
STICKER WITH WAUSAU
TILE LOGO



3 SIDE ELEVATION OF WS-203 BENCH
Scale: 1/8" = 1"

WAUSAU TILE SITE FURNISHINGS

REVISIONS						DRAWN BY		JOB		MATERIAL	
NO.	DATE	BY	NO.	DATE	BY	JOB NO.	LOCATION	WEIGHT	ITEM NO.	FINISH	DMG. NO.
1	12/16/09	PMW	4			M JOHNSON	UNLESS OTHERWISE SPECIFIED DIMENSIONS ARE IN INCHES 2 R. 3400 3 R. 34006	WS-203, SHOWN WITH S-D PATTERN		10/14/09	350220
2			5								
3			6								

P.O. BOX 1520 WAUSAU, WISCONSIN 54402-1520 800/298-8728
E-MAIL: TILES@WAUSAUTILE.COM
WEB SITE: WWW.WAUSAUTILE.COM