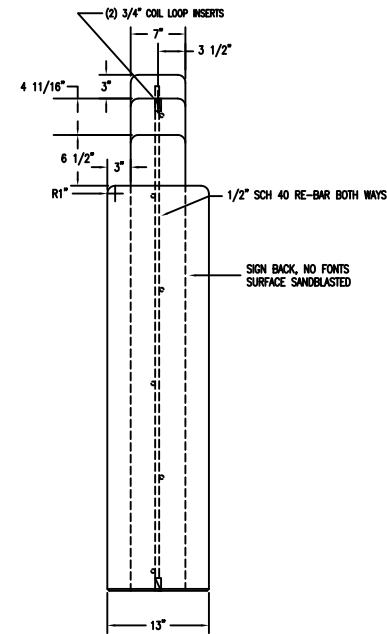


FRONT ELEVATION SIGN



STYLE A SINGLE SIDED SIGN

FONTS: CUSTOM 14"
 FONTS: CUSTOM 5 5/8"
 FONTS: NBV-BD 4"

LETTERING CAST 3/8" DEEP
 LETTERING TO BE STAINED: PMS (REFLEX BLUE)

FINISH OF ENTIRE SIGN
 TO BE SANDBLASTED
 EXCEPT WHERE NOTED;

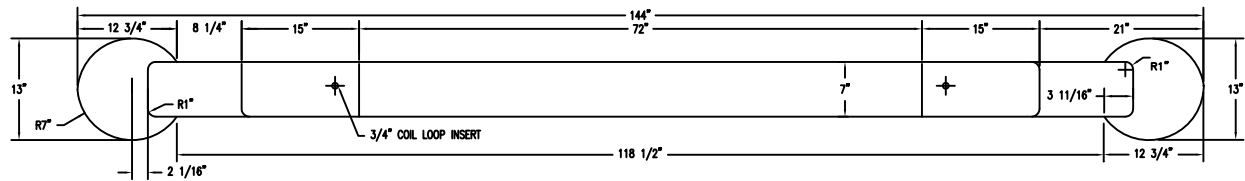
SIGN TO BE CREAM (BG)

PLEASE VERIFY
 COLOR AND FINISH OF SIGN
 COLOR OF LETTERING / ARTWORK
 WORDING AND SPELLING

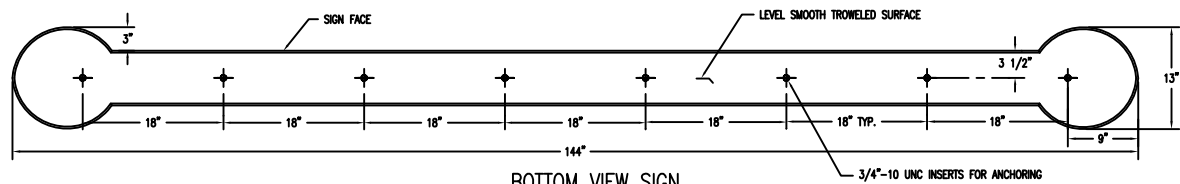
SIGNATURE: _____

NAME: _____

DATE: _____



TOP VIEW SIGN



BOTTOM VIEW SIGN

ANCHORING DETAIL

- (8) 3/4"-10 THREADED S.S. INSERTS REQ'D.
- (8) 3/4"-10 THREADED STUDS 12" STAINLESS STEEL REQ'D.
- (2) 3/4" COIL LOOP INSERTS FOR LIFTING REQ'D.
- (2) 3/4" PLASTIC PLUGS FOR CLOSING LIFTING HOLES REQ'D. PP11121

NOTE: (A) APPROX. WEIGHT 6,000#

BRACING AND GROUTING NOT PART OF INSTALLATION KIT

CONFIDENTIAL INFORMATION

These drawings, specifications and other information and documents accompanying them are the confidential and proprietary property of Wausou Tile, Inc. The drawings themselves shall belong to the owner for use only on this project. Any additional use shall require the prior written approval of Wausou Tile, Inc. The proprietary information contained within the drawings and the documents is and shall remain the sole property of Wausou Tile, Inc.

NOTE: FOOTING BY OTHERS

SOIL CONDITIONS MAY VARY
 CONTACT LOCAL GOVERNMENT
 OFFICE FOR BUILDING CODE.

IN YOUR AREA
 WAUSOU TILE IS NOT RESPONSIBLE
 FOR FOOTINGS!!!

WAUSOU TILE SITE FURNISHINGS						P.O. BOX 1539 WILSON, BOSTON MA 02118-0159 P.O. BOX 977 BRANING, CALIFORNIA 92308 (951)251-6535	
REVISIONS				DRAWN BY	JOB	LOCATION	
NO.	DATE	BY	NO.	DATE	BY	TITLE	NO.
1	XXXX	XXXX	4			XXXXXX	XXXXXX
2			5			SCALE	DATE
3			6			UNLESS OTHERWISE SPECIFIED DIMENSIONS ARE IN INCHES 2 PL. S&B 3 PL. S&B	FINISH OPTIONS
							WEIGHT APPROX. WT. 6,000 LBS
							DWG. NO. XXXXXXX