



WAUSAU TILE

P.O. BOX 1520 WAUSAU, WI 54402-1520
800-388-8728
E-MAIL: WTILE@WAUSAUTILE.COM
WEBSITE: WWW.WAUSAUTILE.COM

REVISIONS

	BY	DATE	NOTES
1			
2			
3			
4			
5			
6			

CONFIDENTIAL INFORMATION
THESE DRAWING, SPECIFICATIONS AND
OTHER INFORMATION AND DOCUMENTS
ACCOMPANYING THEM ARE THE
CONFIDENTIAL AND PROPRIETARY PROPERTY
OF WAUSAU TILE, INC. THE DRAWINGS
THEMSELVES SHALL BELONG TO THE OWNER
FOR USE ONLY ON THE PROJECT. ANY
ADDITIONAL USE SHALL REQUIRE THE PRIOR
WRITTEN APPROVAL OF WAUSAU TILE, INC. THE
PROPRIETARY INFORMATION CONTAINED
WITHIN THE DRAWINGS AND THE DOCUMENTS
IS AND SHALL REMAIN THE SOLE PROPERTY OF
WAUSAU TILE, INC

UNLESS OTHERWISE SPECIFIED
DIMENSIONS SHOWN ARE
ROUNDED TO THE CLOSEST
FRACTION + 1/16"

DRAWING SCALE: NOT TO SCALE

FABRICATION TOLERANCE: ± 1/8"

Drinking Fountain with Pet Bowl

JOB NAME

CITY, ST

CUSTOMER SIGNATURE REQUIRED

APPROVED: _____

DATE: _____

(SIGNATURE ABOVE ILLUSTRATES
YOU HAVE REVIEWED ALL ASPECTS
OF THE DESIGN FOR ACCURACY AND
COMPLIANCE WITH YOUR JOB
REQUIREMENTS AND APPROVE
FABRICATION AS REPRESENTED
WITHIN THESE DRAWINGS)

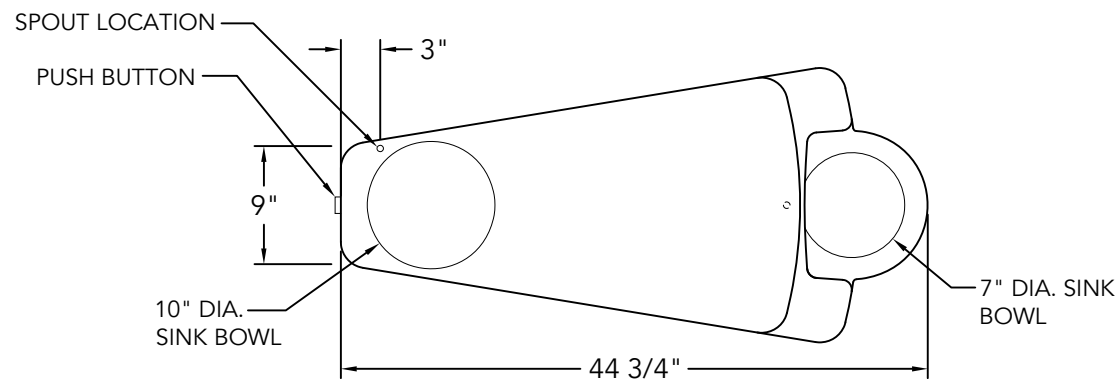
DRAWN BY: **JJB** PROJ MNGR: *****

DATE: **11/11/21**

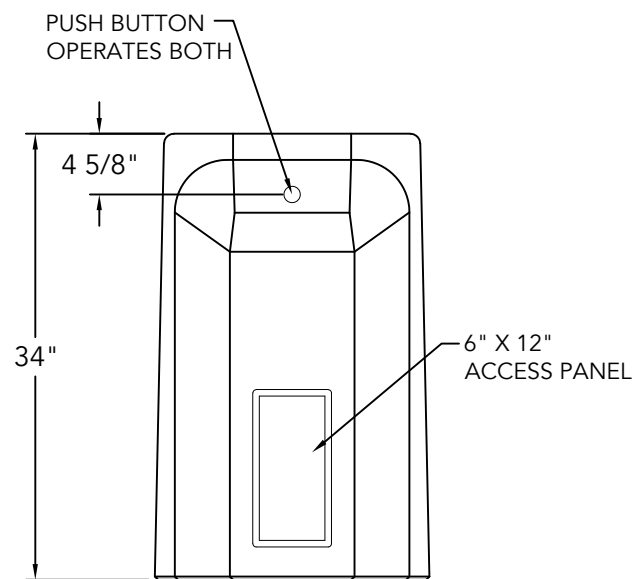
WEIGHT (LBS): **780**

CO NUMBER:

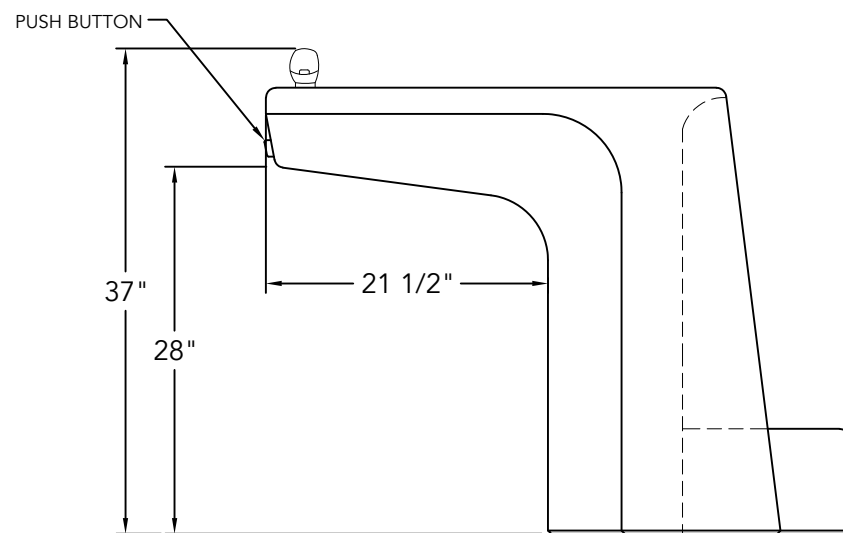
REFERENCE:
TF7072



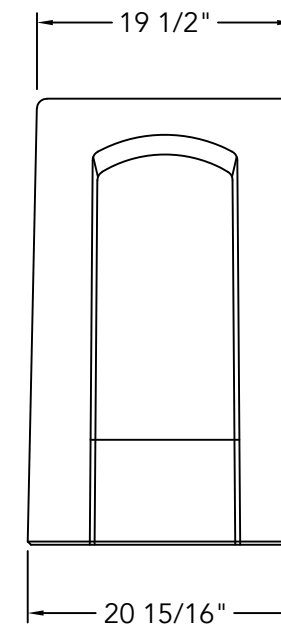
② TOP VIEW



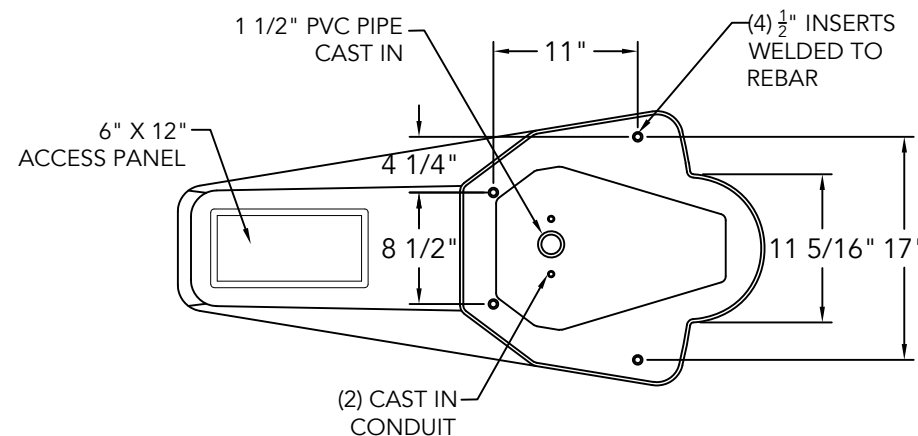
④ SIDE VIEW / FRONT VIEW



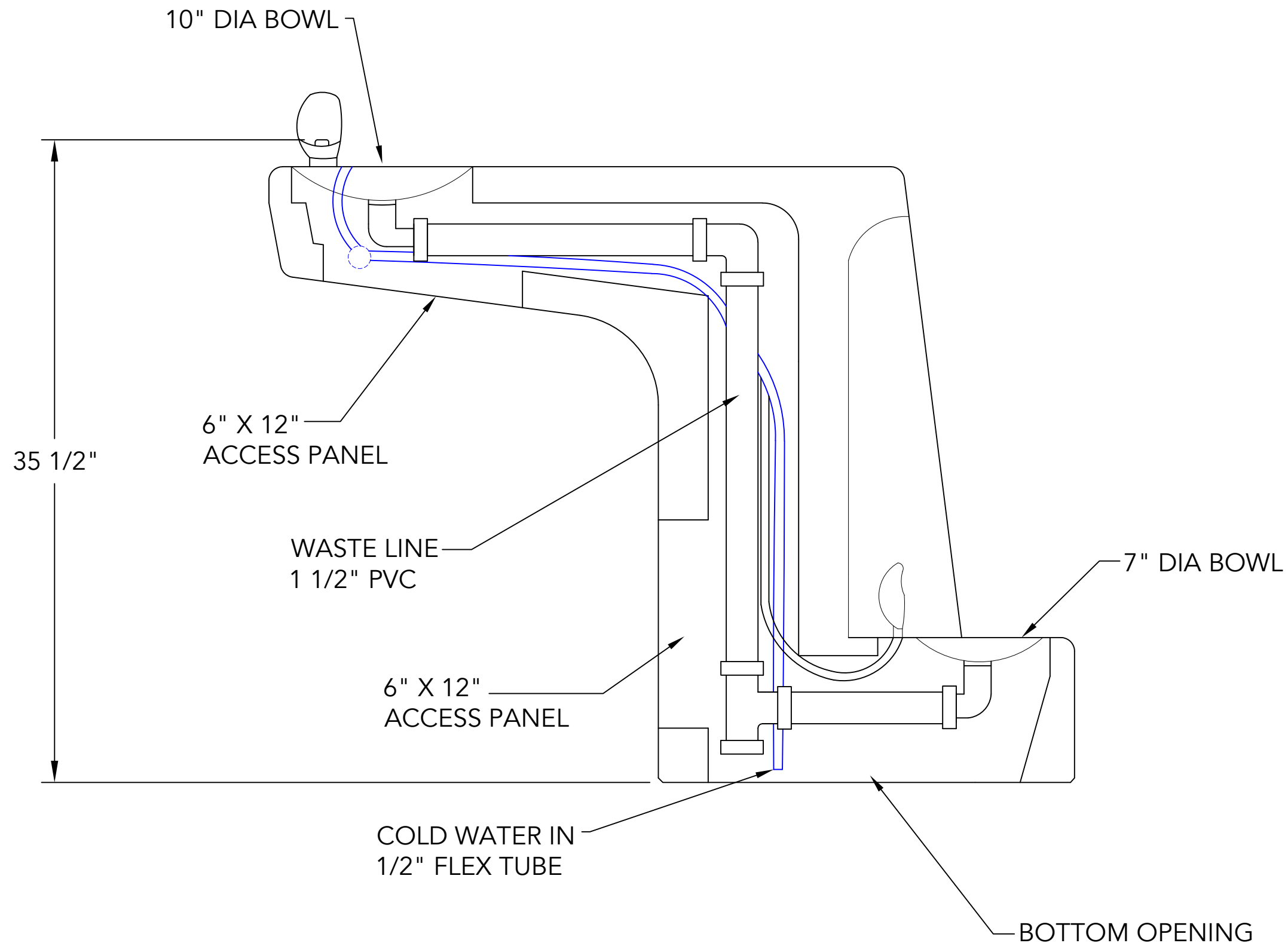
① FRONT VIEW



⑤ SIDE VIEW / BACK



③ BOTTOM VIEW



6 SECTION VIEW

PLEASE CONTACT YOUR LOCAL GOVERNMENT OFFICE FOR BUILDING CODES IN YOUR AREA



WAUSAU TILE

P.O. BOX 1520 WAUSAU, WI 54402-1520
 800-388-8728
 E-MAIL: WTILE@WAUSAUTILE.COM
 WEBSITE: WWW.WAUSAUTILE.COM

REVISIONS

BY	DATE	NOTES
1		
2		
3		
4		
5		
6		

CONFIDENTIAL INFORMATION
 THESE DRAWING, SPECIFICATIONS AND OTHER INFORMATION AND DOCUMENTS ACCOMPANYING THEM ARE THE CONFIDENTIAL AND PROPRIETARY PROPERTY OF WAUSAU TILE, INC. THE DRAWINGS THEMSELVES SHALL BELONG TO THE OWNER FOR USE ONLY ON THE PROJECT. ANY ADDITIONAL USE SHALL REQUIRE THE PRIOR WRITTEN APPROVAL OF WAUSAU TILE, INC. THE PROPRIETARY INFORMATION CONTAINED WITHIN THE DRAWINGS AND THE DOCUMENTS IS AND SHALL REMAIN THE SOLE PROPERTY OF WAUSAU TILE, INC.

UNLESS OTHERWISE SPECIFIED DIMENSIONS SHOWN ARE ROUNDED TO THE CLOSEST FRACTION + 1/16"

DRAWING SCALE: NOT TO SCALE

FABRICATION TOLERANCE: ± 1/8"

Drinking Fountain
 with Pet Bowl

JOB NAME

CITY, ST

CUSTOMER SIGNATURE REQUIRED

APPROVED: _____

DATE: _____

(SIGNATURE ABOVE ILLUSTRATES YOU HAVE REVIEWED ALL ASPECTS OF THE DESIGN FOR ACCURACY AND COMPLIANCE WITH YOUR JOB REQUIREMENTS AND APPROVE FABRICATION AS REPRESENTED WITHIN THESE DRAWINGS)

DRAWN BY: JJB PROJ MNGR: *

DATE: 11/11/21

WEIGHT (LBS): 780

CO NUMBER: *

REFERENCE: TF7072