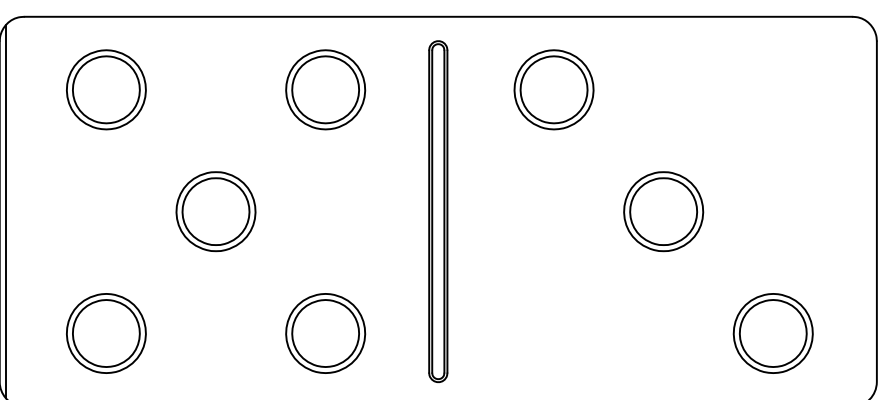
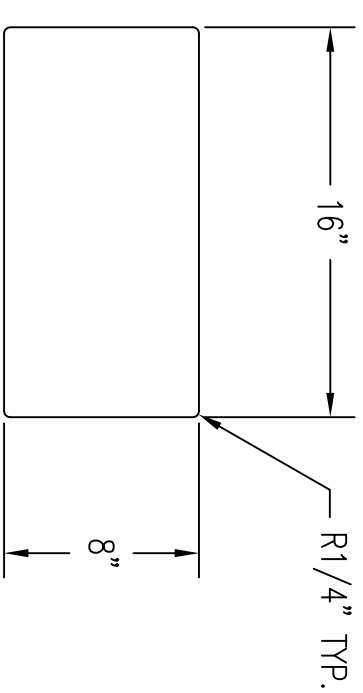


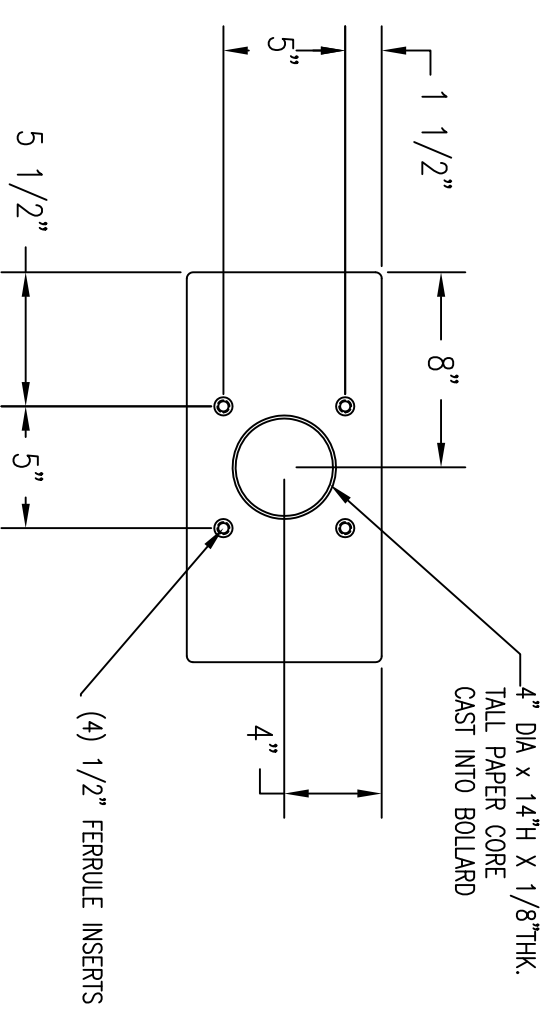
1 FRONT VIEW - DOMINO
Scale: 1-1/2" = 1'



2 BACK VIEW - DOMINO
Scale: 1-1/2" = 1'



3 TOP VIEW - DOMINO
Scale: 1-1/2" = 1'



4 BOTTOM VIEW - DOMINO
Scale: 1-1/2" = 1'

WAUSAU TILE SITE FURNISHINGS

P.O. BOX 1520 WAUSAU, WISCONSIN 54402-1520 800/388-8728
E-MAIL: WTTILE@WAUSAUTILE.COM
WEB SITE: WWW.WAUSAUTILE.COM

REVISIONS				DRAWN BY		JOB		MATERIAL	
NO.	DATE	BY	NO.	DATE	AKG	LOCATION	CONCRETE	WEIGHT	
1	2/21/13	AKG	4					320 LBS	ITEM NO. TF6313
2			5						DWG. NO.
3			6						

JOB NO.		SCALE		FINISH OPTIONS	
AKG		AS NOTED			
DATE		SCALE		UNLESS OTHERWISE SPECIFIED	
2/6/13		AS NOTED		DIMENSIONS ARE IN INCHES	
				TOLERANCES: ± 1/8"	