
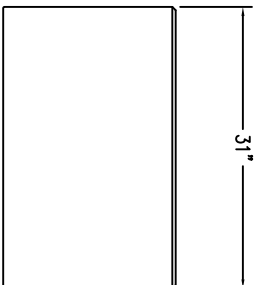


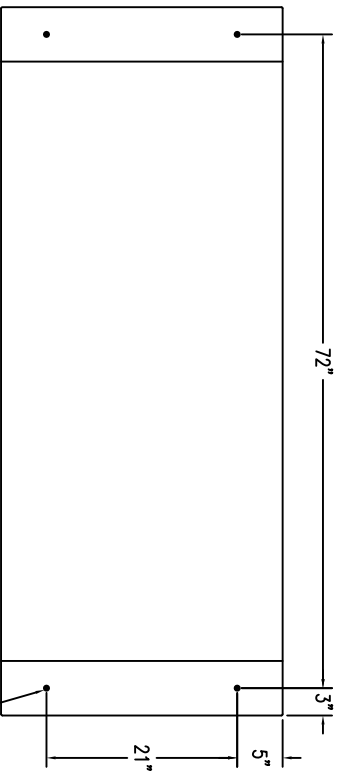
1 TOP VIEW OF BENCH
Scale: 1/8" = 1"



2 SIDE VIEW OF BENCH
Scale: 1/8" = 1"



4 END VIEW OF BENCH
Scale: 1/8" = 1"



3 BOTTOM VIEW OF BENCH
Scale: 1/8" = 1"

1/2" - 16 S.S. INSERT
(4) REQ'D. TO BE WELDED
TO REBAR CAGE

REVISIONS						JOB NO.		DATE		BY		TITLE		JOB NO.		DATE		BY		TITLE	
1																					
2																					
3																					

WATSAU TIRE SITE FURNISHINGS												14.000 1200 1200 1200 1200 1200 1200 1200 1200 1200 1200 1200											
NO. DATE BY NO. DATE BY NO. DATE BY NO. DATE BY												14.000 1200 1200 1200 1200 1200 1200 1200 1200 1200 1200 1200											
SCALE												DATE 3/7/12											
CHECKED												DWC NO. TFS021											
FINISH												CONCRETE											
WEIGHT												1,700 LBS											
MATERIALS TO BE USED												1. R. 400 5. T. 4000											