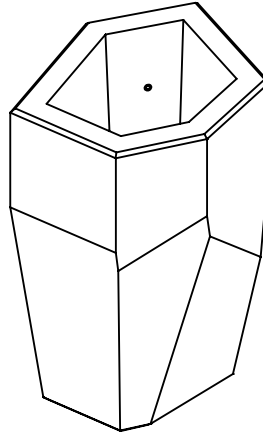
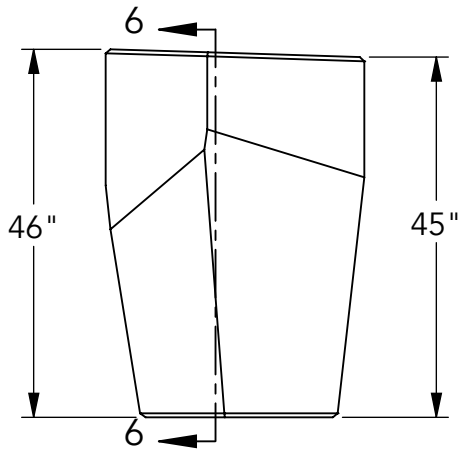


① TOP VIEW

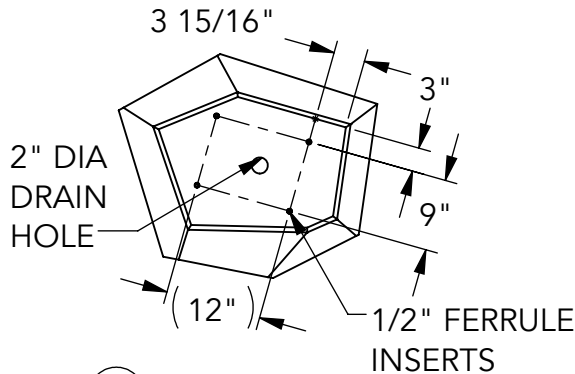
5/8" THIN SLAB  
INSERTS CENTERED  
ON (3) INSIDE WALLS



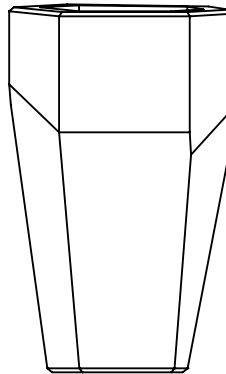
④ ISO



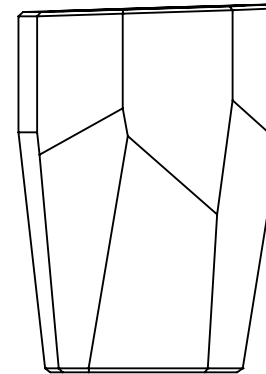
② FRONT VIEW



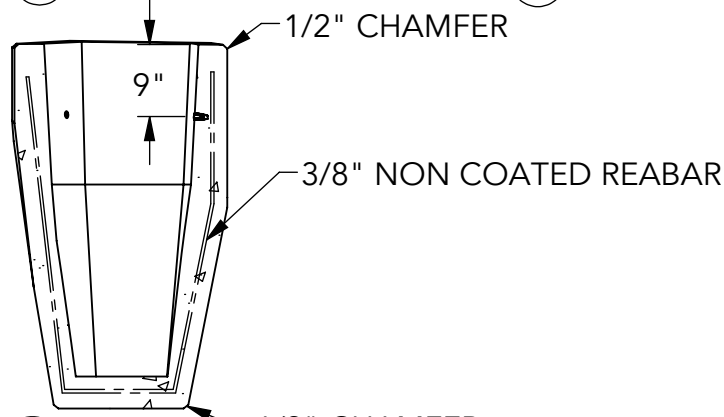
③ BOTTOM VIEW



⑤ SIDE VIEW



⑥ SIDE VIEW



⑥ SECTION



**WAUSAU TILE**

P.O. BOX 1520, WAUSAU, WI 54402-1520  
800-388-8728  
EMAIL: WTILE@WAUSAUTILE.COM  
WEBSITE: WWW.WAUSAUTILE.COM

REVISIONS

	BY	DATE	NOTE
1	-		-
2	-		-
3	-		-
4	-		-
5			

CONFIDENTIAL INFORMATION  
THESE DRAWINGS, SPECIFICATIONS AND OTHER INFORMATION AND DOCUMENTS ACCOMPANYING THEM ARE THE CONFIDENTIAL AND PROPRIETARY PROPERTY OF WAUSAU TILE, INC. THE DRAWINGS THEMSELVES SHALL BELONG TO THE OWNER FOR USE ONLY ON THE PROJECT. ANY ADDITIONAL USE SHALL REQUIRE THE PRIOR WRITTEN APPROVAL OF WAUSAU TILE, INC. THE PROPRIETARY INFORMATION CONTAINED WITHIN THE DRAWINGS AND THE DOCUMENTS IS AND SHALL REMAIN THE SOLE PROPERTY OF WAUSAU TILE, INC.

UNLESS OTHERWISE SPECIFIED  
DIMENSIONS SHOWN ARE  
ROUNDED TO THE CLOSEST  
FRACTION  $\pm 1/16"$

DRAWING SCALE: NOT TO SCALE

FABRICATION TOLERANCE:  $\pm 1/8"$

GEOMETRIC  
PLANTER 46"H

DRAWN BY: SKD DATE: 2/25/2020

CO NUMBER: -

WEIGHT: 1,160 LBS

PRODUCT NUMBER:

TF4361