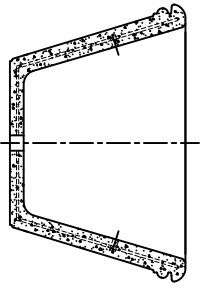
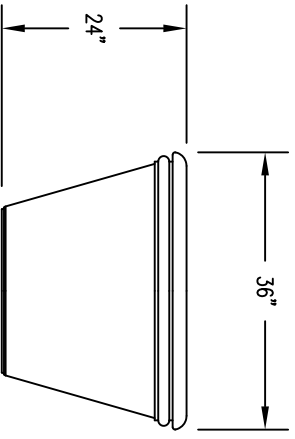


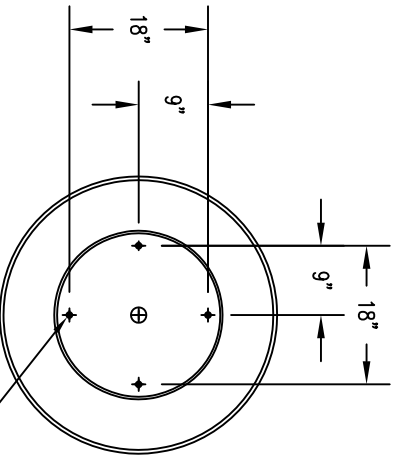
1 TOP VIEW



4 CROSS SECTION



2 ELEVATION VIEW



3 BOTTOM VIEW

(4) 1/2-13 INSERTS

**MAUSAU TILE**  
 P.O. BOX 1520 WAUSAU, WI 54402-1520  
 E-MAIL: [WATERMAN@MAUSAU.COM](mailto:WATERMAN@MAUSAU.COM)  
 WEB SITE: [WWW.MAUSAU.COM](http://WWW.MAUSAU.COM)

REVISIONS		
NAME	DATE	NOTES
1		
2		
3		
4		
5		
6		
7		
8		

THESE DRAWING, SPECIFICATIONS AND OTHER INFORMATION ARE THE CONFIDENTIAL AND PROPRIETARY PROPERTY OF WAUSAU TILE, INC. THE DRAWINGS HEREIN SHALL BELONG TO THE OWNER OF THE PROJECT AND SHALL NOT BE REPRODUCED OR USED FOR ANY OTHER PROJECT WITHOUT THE WRITTEN APPROVAL OF WAUSAU TILE, INC. THE PROPRIETARY INFORMATION CONTAINED HEREIN IS THE PROPERTY OF WAUSAU TILE, INC. THE PROPRIETARY INFORMATION CONTAINED HEREIN IS THE PROPERTY OF WAUSAU TILE, INC.

JOB NAME  
 ADDRESS  
 CITY, STATE ZIP

UNLESS OTHERWISE SPECIFIED  
 DIMENSIONS ARE IN INCHES  
 FINISHES AS SHOWN

DRAWN BY: SK  
 DATE: 7/24/15  
 CD NUMBER: F  
 WEIGHT: 600 LBS

PRODUCT NO.  
**TF 4306**