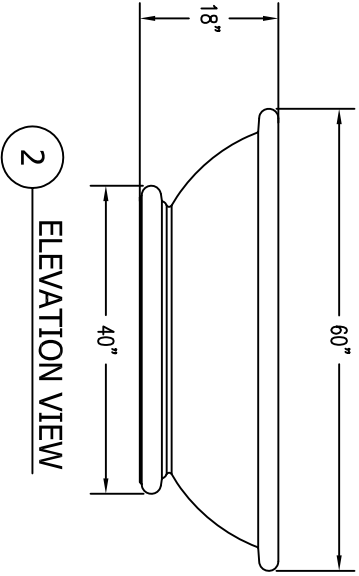
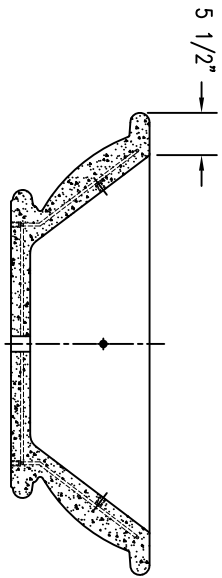


2" DIA. DRAIN HOLE

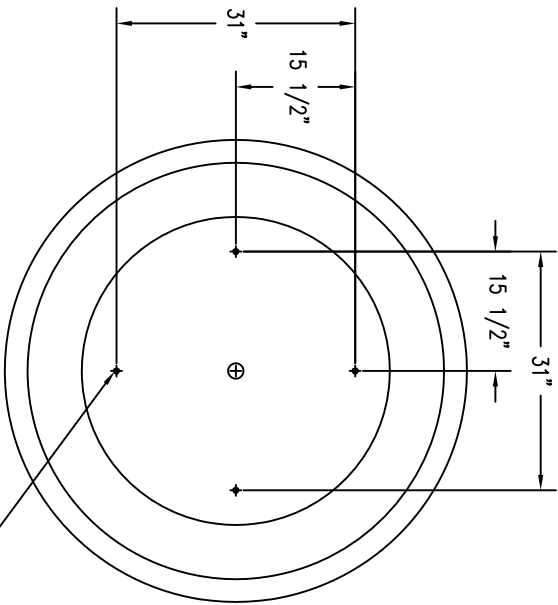
1 TOP VIEW



2 ELEVATION VIEW



4 CROSS SECTION



3 BOTTOM VIEW

(4) 1/2-13 UNC S/S INSERTS

WASAU TILE
 P.O. BOX 1520 WASAU, WI 54402-1520
 E-MAIL: WATERMAN@WASAU.TILE.COM
 WEB SITE: WWW.WASAU.TILE.COM

REVISIONS		
1	DATE	NOTES

THESE DRAWING SPECIFICATIONS AND OTHER INFORMATION ARE THE PROPERTY OF WASAU TILE, INC. THE DRAWINGS HEREON SHALL BELONG TO THE OWNER OF THE PROJECT AND SHALL BE KEPT IN CONFIDENTIAL AND PROPRIETARY PROPERTY OF WASAU TILE, INC. ANY ADDITIONAL USE SHALL REQUIRE THE PRIOR WRITTEN APPROVAL OF WASAU TILE, INC. THE PROPRIETARY INFORMATION CONTAINED HEREIN IS UNCLASSIFIED AND IS THE SOLE PROPERTY OF WASAU TILE, INC.

JOB NAME
 ADDRESS
 CITY, STATE ZIP

UNLESS OTHERWISE SPECIFIED
 DIMENSIONS ARE IN INCHES
 FINISHES 3/16"

DRAWN BY: SK
 DATE: 8/2/15
 CD NUMBER: 7
 WEIGHT: 1,450 LBS

PRODUCT NO.
TF 4133