

USED ON TABLE SET TF309X LECOM HANDICAP

COMPONENT PART DISCRPTION

ITEM NO.	DISCRPTION	PART NO.	QTY.	WLT.
1	CONCRETE TABLE TOP	XXXX	1	XX
2	CONCRETE BENCHES	XXXX	3	XX
3	CONCRETE PEDESTAL TABLE	XXX	1	XX
4	CONCRETE PEDESTAL BENCHES	XXXX	3	XX
5	1/4" STEEL TABLE TOP PLATE 13" X 13"	700500	1	11.70#
6	1/4" STEEL BENCH TOP PLATE 10" X 14"	700501	3	9.70#
7	1/2"-13 X 3/4" SOCKET FLAT HEAD CAP SCREW	XXXX	16	XX
8	3/8"-16 X 1" UNC HEX HD. CAP SCREW	RM10261	16	XX
9	1/2"-13 X 6" UNC 3/4" ANCHOR BOLT	XXXX	16	XX

FOOT PRINT DIM: NO. 005-5-174

ANCHOR DETAIL DIM: NO. 005-10-357

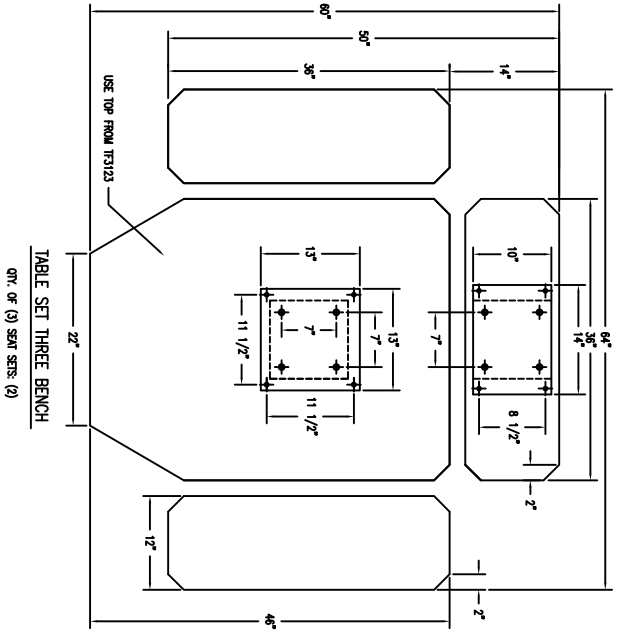
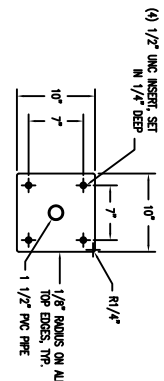


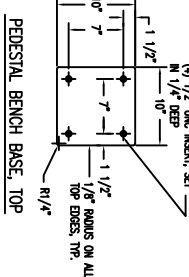
TABLE SET THREE BENCH  
DWT. OF (3) SEAT SECS: (2)

PLATE TOP: TP0031-4 GRW (4) BENCH (1)  
TABLE TOP: TP0031-44 BUFF (4) BENCH  
(1) TABLE TOP

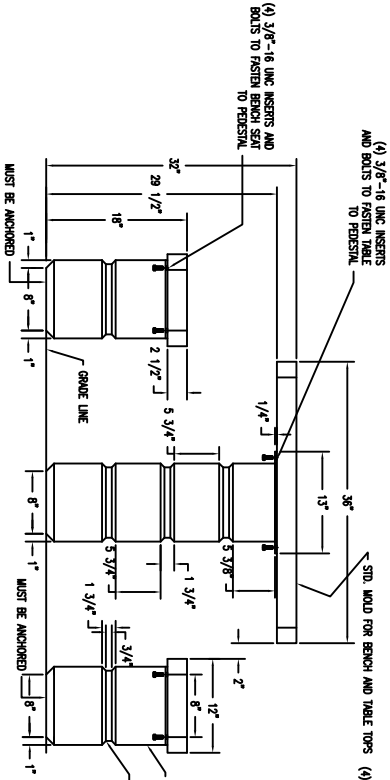
NOTE: BOLTS FOR PLATES: 1/2"-13 X 3/4" FLAT HEAD SOCKET  
AND 3/8"-16 X 1" UNC. HEX HD. CAP S/S (20)



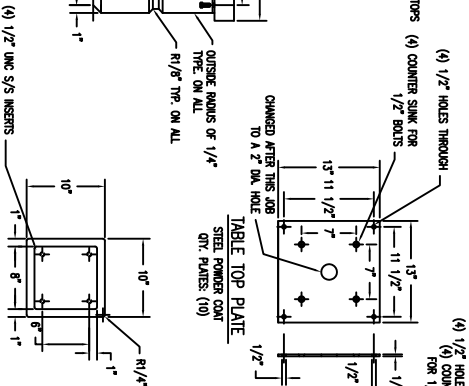
PEDESTAL TABLE BASE, TOP



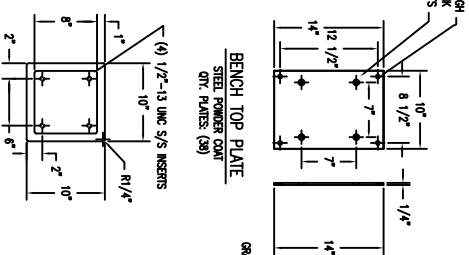
PEDESTAL BENCH BASE, TOP



ELEVATION VIEW TABLE SET



BOTTOM VIEW TABLE PEDESTAL



BOTTOM VIEW BENCH PEDESTAL

TABLE TOP PEDESTAL

BENCH PEDESTAL

CONSTRUCTION INFORMATION:  
These drawings, specifications and the other information and documents accompanying them are the confidential and proprietary property of Wisconsin Tilt, Inc. Any additional use shall require the prior written approval of Wisconsin Tilt, Inc. The proprietary information contained within the drawings and the documents is and shall remain the sole property of Wisconsin Tilt, Inc.

COLOR LEGS: WHITE  
FINISH LEGS: WEATHERSTONE  
COLOR TOPS: WYOMING WHITE  
FINISH TOPS: GROUND AND POLISHED  
APPROX. WT. OF TABLE PEDESTAL: 304#  
APPROX. WT. OF BENCH PEDESTAL: 139#

NOTE: BOLTS FOR PLATES: 1/2"-13 X 3/4" FLAT HEAD SOCKET  
CAP SCREW STAINLESS STEEL NO. 73857

SEAL: MONOCRYL 75 (NO STAIN)

REVISIONS		JOB NO.		DATE		BY		CHECKED BY		DATE		BY		CHECKED BY	
1	DATE	1	DATE	1	DATE	1	DATE	1	DATE	1	DATE	1	DATE	1	DATE
2	DATE	2	DATE	2	DATE	2	DATE	2	DATE	2	DATE	2	DATE	2	DATE
3	DATE	3	DATE	3	DATE	3	DATE	3	DATE	3	DATE	3	DATE	3	DATE

**WISCONSIN TILT**

1400 WISCONSIN TILT DRIVE  
WISCONSIN TILT DRIVE  
WISCONSIN TILT DRIVE

1400 WISCONSIN TILT DRIVE  
WISCONSIN TILT DRIVE  
WISCONSIN TILT DRIVE

1400 WISCONSIN TILT DRIVE  
WISCONSIN TILT DRIVE  
WISCONSIN TILT DRIVE

1400 WISCONSIN TILT DRIVE  
WISCONSIN TILT DRIVE  
WISCONSIN TILT DRIVE

1400 WISCONSIN TILT DRIVE  
WISCONSIN TILT DRIVE  
WISCONSIN TILT DRIVE

1400 WISCONSIN TILT DRIVE  
WISCONSIN TILT DRIVE  
WISCONSIN TILT DRIVE

1400 WISCONSIN TILT DRIVE  
WISCONSIN TILT DRIVE  
WISCONSIN TILT DRIVE

1400 WISCONSIN TILT DRIVE  
WISCONSIN TILT DRIVE  
WISCONSIN TILT DRIVE

1400 WISCONSIN TILT DRIVE  
WISCONSIN TILT DRIVE  
WISCONSIN TILT DRIVE