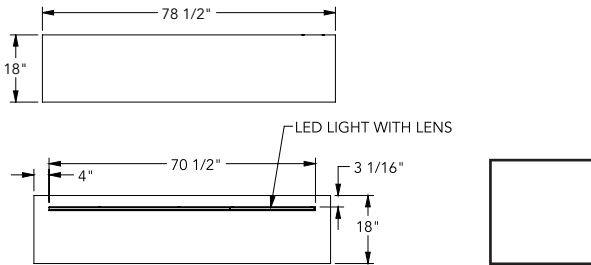


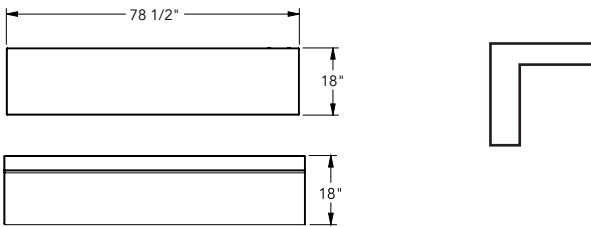
LED-LINE BENCH

Elements	Description	Length inch	Width inch	Height inch	Weight lbs/p
ZB.LE.01	Medium Block	78 1/2	18	18	1,668
ZB.LE.02	Long Block	96	18	18	1,996
ZB.LE.03	Medium L-Shaped	78 1/2	18	18	965
ZB.LE.04	Long L-Shaped	96	18	18	1,185
ZB.LE.05	Short Block	48	18	18	1,096
ZB.LE.06	Short L-Shaped	48	18	18	589

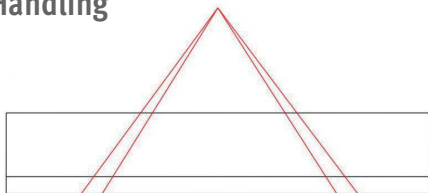
Block Shape: ZB.LE.01



L-Shape: ZB.LE.03



Handling



! Special custom manufacturing. Order and delivery time on request

Product description

Characteristics

- Prefabricated concrete element
- Finish:
 - > Ground & polished: a flat, smooth and polished surface with exposed rock and matrix
 - > Acid wash : a light acid etch finish with an even and flat texture across the entire surface
 - > Weatherstone : a sandblast finish exposing rock and giving a subtle texture and weathered look
- Hidden Anchoring
- LED Lighting
- Power supply unit integrated in bench

Delivery information

- Delivery only on pallets

Project study information


- Specific dimensions in custom manufacturing (only on order): on demand

Shipping fees


- On demand

Colors*


Ground & polished



Acid wash



Weatherstone



* Additional colors available on WausauTile.com

Designer



Urbastyle Design Team

Accessories for this product



- Skatestoppers