
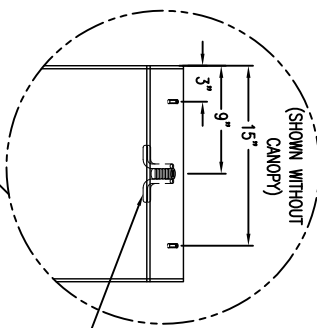


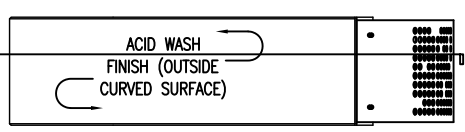
BILL OF MATERIALS				
NO.	PART NUMBER	DESCRIPTION	QTY	NOTES
1	450218	PERFORATED CANOPY	1	
2	73880	1/4" SS CAP SCREW	4	
3	TF9047	ANCHOR KIT WITH 6" ROD	1	(NOT SHOWN ON DRAWING)



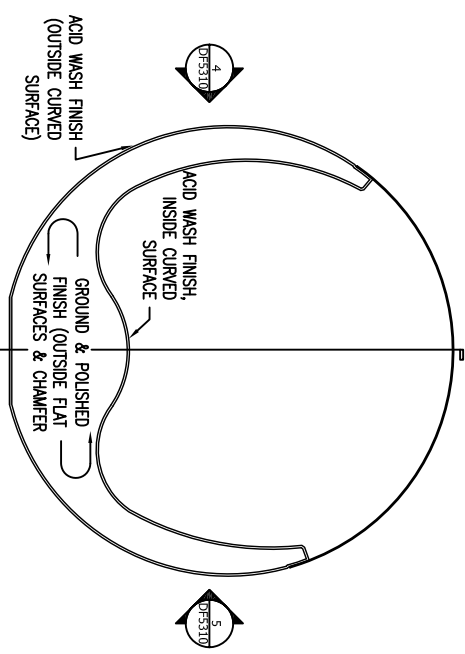
1 TOP VIEW
 Scale: 1/16" = 1"



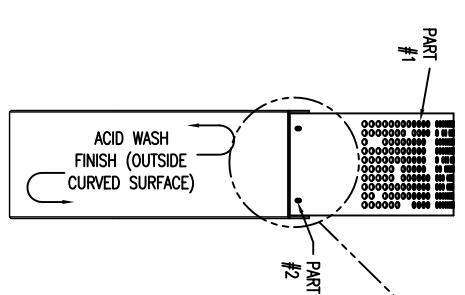
1/2-13 C62 LIFTING INSERTS TIED TO REBAR (1) REQUIRED PER SIDE



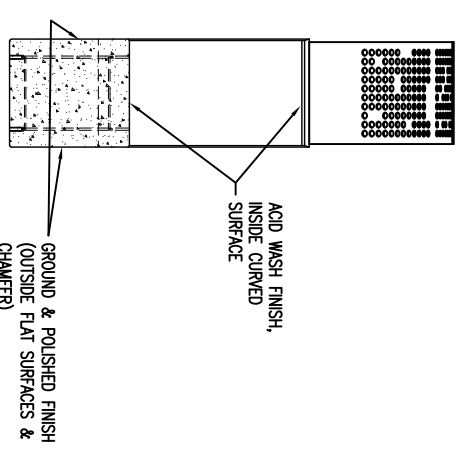
4 ELEVATION VIEW
 Scale: 1/16" = 1"



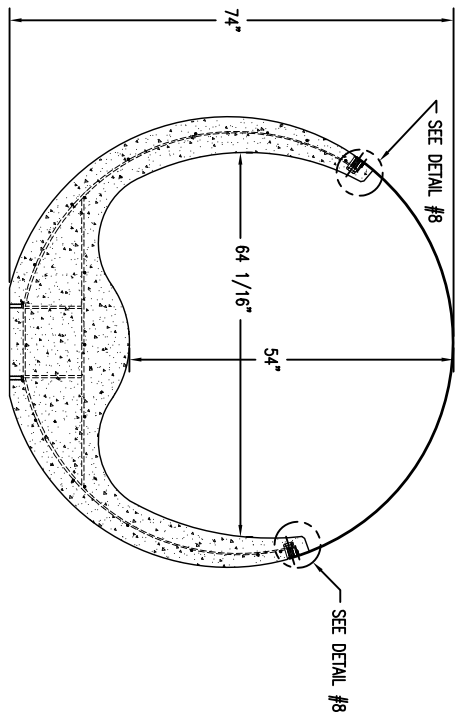
2 ELEVATION VIEW
 Scale: 1/16" = 1"



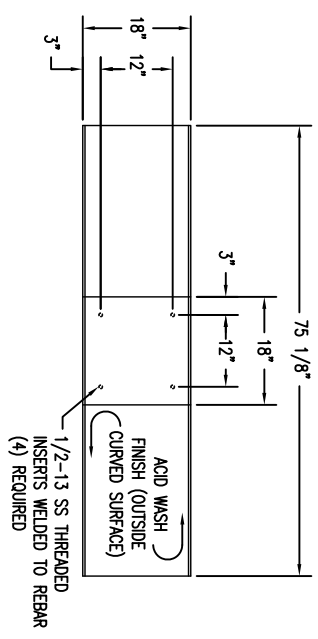
5 ELEVATION VIEW
 Scale: 1/16" = 1"



6 SECTION
 Scale: 1/16" = 1"

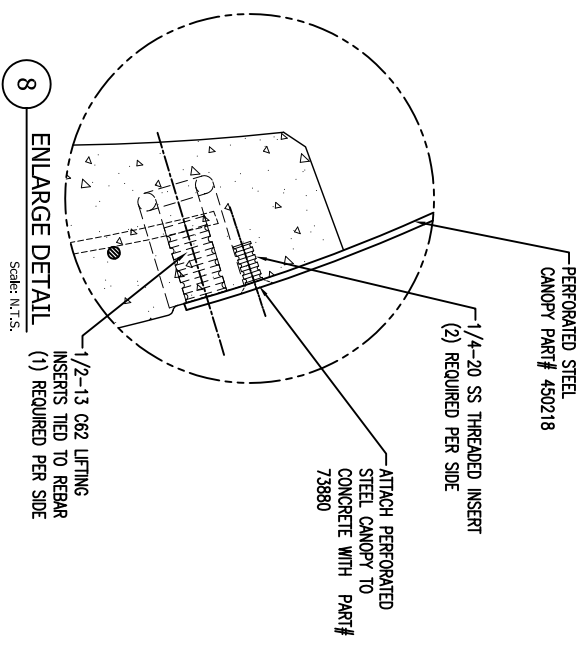


7 SECTION
 Scale: 1/16" = 1"



3 BOTTOM VIEW
 Scale: 1/16" = 1"

*ANCHORING REQUIRED



8 ENLARGE DETAIL
 Scale: N.T.S.

REVISION	DATE	NOTES
1	3/5/15	PA.W. ADDED ITEM #3 ON BILL OF MATERIALS
2	3/11/15	PA.W. CHANGED FROM 18" TO 17" SHOWING PATTERN ON STEEL CANOPY
3		
4		
5		
6		
7		

CONFIDENTIAL INFORMATION
 THESE DRAWING, SPECIFICATIONS AND OTHER INFORMATION AND DOCUMENTS ACCOMPANYING THEM ARE THE CONFIDENTIAL AND PROPRIETARY PROPERTY OF WAUSAU TILE, INC. THE DRAWINGS THEMSELVES SHALL BELONG TO THE OWNER FOR USE ONLY ON THE PROJECT. ANY ADDITIONAL USE SHALL REQUIRE THE PRIOR WRITTEN APPROVAL OF WAUSAU TILE, INC. THE PROPRIETARY INFORMATION CONTAINED WITHIN THE DRAWINGS AND THE DOCUMENTS IS AND SHALL REMAIN THE SOLE PROPERTY OF WAUSAU TILE, INC.

POD BENCH WITH METAL CANOPY

UNLESS OTHERWISE SPECIFIED DIMENSIONS ARE IN INCHES FRACTIONS ±1/8"

DRAWN BY:	SKD
DATE:	10/15/14
CO NUMBER:	?
WEIGHT:	2000 LBS