



QUATTRO SERIES PAVERS




HBL-710




HBL-715




HBL-720



HBL-725




HBL-730



HBL-740



HBL-745



HBL-750



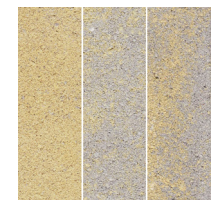
HBL-760



HBL-765



HBL-770

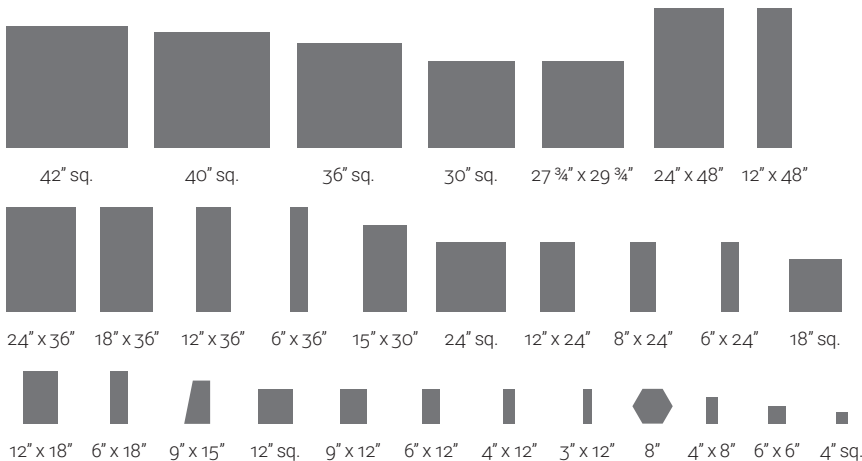


HBL-775

Due to the natural variances in aggregate materials, the color characteristics of manufactured pavers may differ slightly from the color swatches pictured. Your monitor or printer may not be an accurate representation of the actual production color or finish.

PROPERTY	ADVANCED TESTING VALUE	TEST METHOD
Compressive Strength	> 9,500 PSI avg. with no individual unit less than 8,000 PSI	ASTM C 140
Water Absorption	< 4.5%	ASTM C 140
Flexural Strength	> 1,800 pounds average	ASTM C 140
Freeze/Thaw	< 1% loss of dry weight (100 cycles)	ASTM C 1262
Center Load	2,000 lbs.	WTCL 99

Testing based on 24"x24"x2" pressed paver



STANDARD SIZES

Pavers available in thickness ranging from 1 5/8" - 4" depending on the size. In addition to these standard sizes, each Wausau Tile paver series is available in a variety of standard and custom plank-style paver sizes.

Check WausauTile.com or call your sales rep for more details.

CALL FOR FURTHER DETAILS & PRICING.

P: 800.388.8728 | E: wtile@wausautile.com | WAUSAUTILE.COM