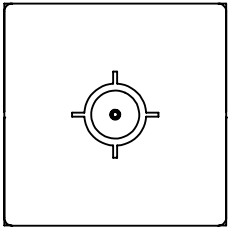
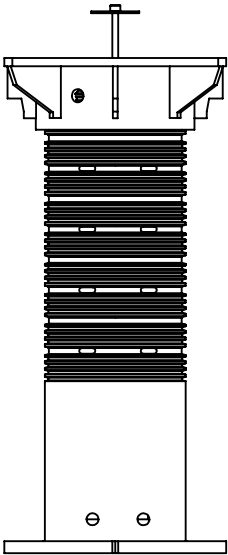



ITEM NO.	PART NUMBER	DESCRIPTION	QTY.
1	10034	TERRA STAND TOP AND BOTTOM	1
2	10032	TERRA STAND, 15" CORE	1
3	PP12985	BLACK SS BOLT & WASHER	1
4	10024	HIDDEN LOCKDOWN	1



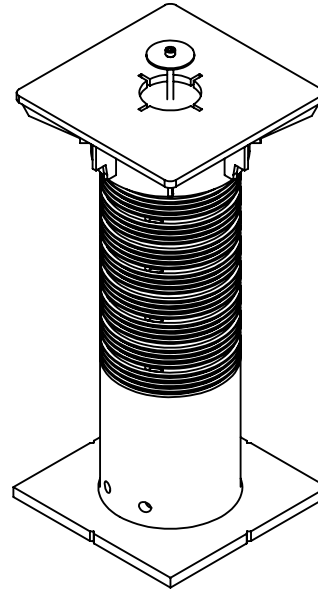
① TOP VIEW



② FRONT VIEW



③ BOTTOM VIEW



④ ISO



WAUSAU TILE

P.O. BOX 1520, WAUSAU, WI 54402-1520
 800-388-8728
 EMAIL: WTILE@WAUSAUTILE.COM
 WEBSITE: WWW.WAUSAUTILE.COM

REVISIONS

	BY	DATE	NOTE
1	-		-
2	-		-
3	-		-
4	-		-
5			

CONFIDENTIAL INFORMATION
 THESE DRAWINGS, SPECIFICATIONS AND OTHER INFORMATION AND DOCUMENTS ACCOMPANYING THEM ARE THE CONFIDENTIAL AND PROPRIETARY PROPERTY OF WAUSAU TILE, INC. THE DRAWINGS THEMSELVES SHALL BELONG TO THE OWNER FOR USE ONLY ON THE PROJECT. ANY ADDITIONAL USE SHALL REQUIRE THE PRIOR WRITTEN APPROVAL OF WAUSAU TILE, INC. THE PROPRIETARY INFORMATION CONTAINED WITHIN THE DRAWINGS AND THE DOCUMENTS IS AND SHALL REMAIN THE SOLE PROPERTY OF WAUSAU TILE, INC.

UNLESS OTHERWISE SPECIFIED
 DIMENSIONS SHOWN ARE
 ROUNDED TO THE CLOSEST
 FRACTION ± 1/16"

DRAWING SCALE: NOT TO SCALE

FABRICATION TOLERANCE: ± 1/8"

**TERRA STAND 16"
 HIDDEN UNIT**

DRAWN BY: BL DATE: 1/12/2021

CO NUMBER: -

WEIGHT: 3

PRODUCT NUMBER:
10032LDC