

GOLF COURSES & COUNTRY CLUBS





TF8003 Sign in Weatherstone (W20 White)

STRENGTH & BEAUTY THROUGHOUT

Create an inviting space from the entrance to the greens with Wausau Tile's architectural products. Our extensive list of site furnishings and architectural pavers - all available in numerous standard and customized options - will provide you with unlimited combinations for your country club or golf course. Find the perfect tables and chairs for entertainment on your patio, benches that invite your guests to relax while waiting for their shot at the fairway, trash receptacles to keep your grounds environmentally safe, and don't forget the architectural pavers, signs, planters and bollards for your front entrance and other security needs. Cater to all your visitors needs with strong, durable and stylish products from Wausau Tile, where your options are endless.



TF6208 Bollard in Acid Wash Stain (S20 White)
Expressions Pavers (XP-10, XP-20, XP-30, XP-40, XP-50, XP-100)

SIGNS

- Durable and long-lasting concrete signs at an affordable price
- Variety of standard styles
- Create custom signage to fit your needs
- Numerous colors and finishes available



TF8003 87" X 10" X 56" 2,600 lbs.



TF8008 144" X 8" X 66" 6,100 lbs.



TF8013 87" X 8" X 48" 3,000 lbs.



TF8006 120" X 8" X 60" 5,625 lbs.

BOLLARDS

- Dependable solution for security and traffic flow
- Constructed of fiber or steel rebar encased in concrete provides superior strength
- Available in an array of sizes, colors, textures and finishes



CONCRETE
TF6208
36" DIA. 2,200 lbs.




CONCRETE
TF6047
12" DIA. X 40" 312 lbs.



CONCRETE
TF6020
12" DIA. X 36" 310 lbs.

ARCHITECTURAL PAVERS

EXPRESSIONS



TIMBER



- Paver thicknesses from 1 3/4" – 3" thick
- Ability to achieve an exposed stone look
- Custom surfaces and textures are available
- Ability to use larger aggregates
- Lok-Down pavers for high winds



TF5075 Concrete Planter Bench in Acid Wash (A21 Buff) with Cast-In Logo | MF3214 Trash Receptacle in Metal Powder Coat (2 Red) | Timber Pavers (TB-15)

BENCHES

- Dependable, low-maintenance options
- Stylish shapes and setups available
- Variety of finishes, colors and styles to choose from
- Wausau Tile products are built to last



CONCRETE WITH METAL
TF5075 19" X 19" X 24" 450 lbs.



CONCRETE WITH METAL
TF5966 80" X 23" X 37" 500 lbs.



CONCRETE
TF5066 84" X 24" X 36" 1,500 lbs



CONCRETE
TF5117 48" X 18" X 18" 630 lbs.
TF5113 72" X 18" X 18" 950 lbs.




CONCRETE
TF5114 72" X 24" X 18" 850 lbs.




METAL
MF2231 48" X 26" X 34" 155 lbs.

More options for products, finishes & colors available at WausauTile.com



TAKE A SEAT WITH WAUSAU TILE

Whatever your outdoor seating needs, Wausau Tile's concrete, metal and plastic benches and chairs are the dependable, low-maintenance choice to finish your project with style. From modern block benches to classic metal seating, we have the perfect product for any outdoor space. Our durable seating products are available in a variety of finishes, colors and styles and are built to last.



Call **800.388.8728** to start your next project today!



MF2231 Bench in Metal Powder Coat (2 Red) | MF3214 Trash Receptacle in Metal Powder Coat (2 Red)

TRASH RECEPTACLES

- Full fiber or rebar caging for superior strength and durability in concrete containers
- Many include a polyethylene liner that simplifies trash removal and cleanup
- Choose from our palette of captivating colors or customize your own



METAL
MF3214
26" DIA. X 41" 198 lbs.



CONCRETE
TF1100
24" DIA. X 44" 420 lbs.



CONCRETE
TF1105
27" DIA. X 34" 500 lbs.



CONCRETE
TF1226
30" DIA. X 36" 765 lbs.



METAL
MF3020
25" DIA. X 43" 85 lbs.



CONCRETE
TF1007
50" X 25" X 46" 1,500 lbs.



METAL
MF3211
26" DIA. X 33" 150 lbs.

More options for products, finishes & colors available at WausauTile.com



KEEP IT CLEAN

Wausau Tile's trash and recycling receptacles are durable enough to weather the elements of any outdoor conditions. Choose a traditional look in concrete or a modern design in plastic or metal. With a multitude of colors and finishes available, your perfect color combination is ready to be selected. Let us help you keep your space clean and environmentally friendly.



Call **800.388.8728** to start your next project today!



WS110 Planter in Acid Wash (A21 Buff) | MF2231 Bench in Metal Powder Coat (2 Red) | MF3214 Trash Receptacle in Metal Powder Coat (2 Red)
Expressions Pavers (XP-10, XP-20, XP-30, XP-40, XP-50, XP-100)

PLANTERS

- Durable planters that enhance safety
- Numerous shapes, sizes and colors to suit any project's needs
- Vast array of configurations for a one-of-a-kind composition



CONCRETE
WS110 36" DIA. X 32" 1,530 lbs.



CONCRETE
TF4191 30" SQ. X 30" 1,150 lbs.



CONCRETE
TF4357 60" X 16" X 36" 1,630 lbs.



CONCRETE
TF4002 44" DIA. X 17 1/2" 540 lbs.



CONCRETE
TF4086 30" DIA. X 42" 800 lbs.




CONCRETE
WS113 60" DIA. X 24" 4,470 lbs.



BEAUTIFY YOUR OUTDOOR SPACE

Create an attractive outdoor space with Wausau Tile's dependable and cost-effective concrete or metal planters. With a huge array of sizes, styles, patterns and colors, our planters help boost the aesthetic value and safety of patios, building entrances and parkways. Combine various sizes of the same planters or match our architectural pavers with several planters for a look that will wow the crowd.



More options for products, finishes & colors available at WausauTile.com

Call **800.388.8728** to start your next project today!




Lorna Dining Chairs & Tables (85 Weathered Wood & 8 Black Metal Powder Coat) | MF5046 Fence (8 Black Metal Powder Coat) | TF4086 Concrete Planter in Acid Wash (A21 Buff) | MF3214 Trash Receptacle in Metal Powder Coat (2 Red) | Expressions Pavers (XP-10, XP-20, XP-30, XP-40, XP-50, XP-100)



Lorna Dining Chairs & Tables (85 Weathered Wood & 8 Black Metal Powder Coat) | Expressions Pavers (XP-10, XP-20, XP-30, XP-40, XP-50, XP-100)

FENCES & CHAIRS



BAND PATTERN

MF5054 14 1/2" X 2" X 32" 15 lbs. - Quarter Panel
 MF5050 25 1/2" X 2" X 32" 22 lbs. - Half Panel
 MF5046 55" X 2" X 32" 40 lbs. - Full Panel
 Posts sold separately



BOX PATTERN

MF5055 14 1/2" X 2" X 32" 15 lbs. - Quarter Panel
 MF5051 25 1/2" X 2" X 32" 22 lbs. - Half Panel
 MF5047 55" X 2" X 32" 40 lbs. - Full Panel
 Posts sold separately



TF3305 96" DIA. X 72" or 96" 60 lbs.



**LORNA DINING CHAIR
 RECYCLED PLASTIC SLATS**
 2307 24" X 22" X 33" 35 lbs.



**LORNA DINING CHAIR
 RECYCLED PLASTIC SLATS**
 2309 24" X 22" X 33" 35 lbs.



LORNA BAR HEIGHT CHAIR
 2316 17 7/16" x 19 11/16" x 43" 50 lbs.



WS211 18" X 18" X 35" 30 lbs.

More options for products, finishes & colors available at WausauTile.com

TABLES

- Perfect for patios
- Surface, portable or in-ground mounting options available
- American-made products
- Custom options are available



**LORNA DINING TABLE
 ALUMINUM & RECYCLED PLASTIC SLATS**
 MF8156 57" X 36" X 29"



LORNA BAR HEIGHT TABLE
 1162 36" x 36" x 40.5"



**LORNA DINING TABLE
 ALUMINUM & RECYCLED PLASTIC SLATS**
 1044 36" X 36" X 29"



**URBAN DINING TABLE
 ALUMINUM SLATS**
 1043 36" X 36" X 29"



**SPECTRUM DINING TABLE
 GROUND AND POLISHED CONCRETE**
 TF3017 36" X 36" X 29"

Call **800.388.8728** to start your next project today!

TO PURCHASE THE PRODUCTS IN THIS GUIDE CONTACT:



PO Box 1520 | Wausau, WI 54402-1520
wtile@wausautile.com | 800.388.8728

Wausau Tile reserves the right to alter, modify or discontinue any product, finish or color at any time for any reason without notice.



CUSTOM PRECAST CONCRETE



CUSTOM PRECAST TERRAZZO



SITE FURNISHINGS



ARCHITECTURAL PAVERS

TO VIEW OUR ENTIRE PRODUCT LINE VISIT WAUSAUTILE.COM