



WAUSAU TILE & COUNTERTOPS & SLABS



MiTek | Chesterfield, MO | Epoxy Terrazzo Countertop

EPOXY TERRAZZO COUNTERTOPS & SLABS

The beauty of Wausau Tile's Epoxy Terrazzo Countertops and Slabs are in their versatility. Offering a timeless look that extends to myriad applications, slab and countertop cuts create classy, modern surfaces for bathrooms, kitchens and more.



Wausau Tile Headquarters | Rothschild, WI | Epoxy Terrazzo Countertop

EPOXY TERRAZZO SLABS

TECHNICAL INFORMATION

PROPERTY	ADVANCED TESTING VALUE	TEST METHOD
Compression	> 10,000 PSI	ASTM C 140
Absorption	0.01%	ASTM C 140
Flexural	> 6,500 PSI	ASTM C 293

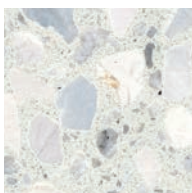
Size: 96" long x 62" wide x 3/4" (2 cm) thick, 41.33 sq.ft. per slab.

Weight per sq. ft.: 10 lbs.


Finish: Polished

Cut-to-size or mold-to-size factory finished pieces are available for an additional charge. Holes to be fabricated on site after delivery.


STANDARD COLORS



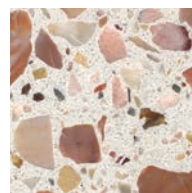
SST10
PISA




SST11
DALMATA



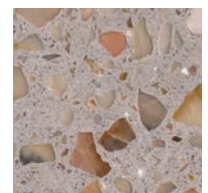
SST12
BIANCO




SST13
ZUCCA




SST14
SOLE



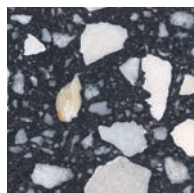
SST15
COLOSSEUM



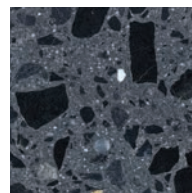
SST16
VENERE



SST17
NOTTE




SST18
ROMAN



SST19
CAFFE



SST20
RAVELLO




SST21
POMPEII


Custom Colors or Color Matching prepared by request in epoxy terrazzo only.

WausauTile.com | 800.388.8728


STANDARD COLORS CONTINUED



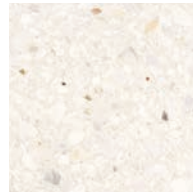
TZ01
SPRING MIST




TZ02
OUTER BANKS




TZ03
FOGGY DAY




TZ22
PARCHMENT




TZ23
FLAX



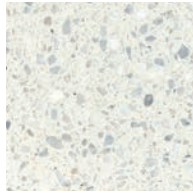
TZ26
SAGE



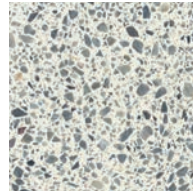
TZ27
PEPPERCORN



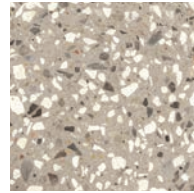
TZ29
GINGER



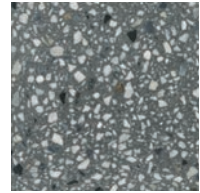
TZ30
CRUSHED ICE




TZ31
COTTAGE GRAY




TZ32
OYSTER SHELL



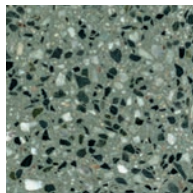
TZ34
NIGHT OWL




TZ36
PINK CHAMPAGNE



TZ37
SPEARMINT



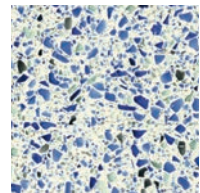
TZ38
MINT JULEP



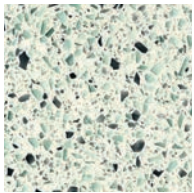
TZ40
FRESH LIME




TZ41
SWISS ALPS



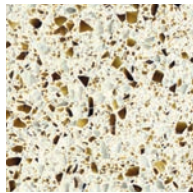
TZ43
ST TROPEZ




TZ45
KEY WEST




TZ47
BARBADOS



TZ48
RIVIERA



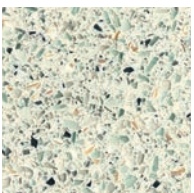
TZ51
SLEEPY HOLLOW




TZ52
SHORELINE



TZ53
ANALYTICAL




TZ63
BRILLIANCE




TZ65
ESSENCE



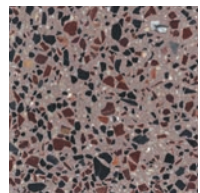
TZ68
RADIANCE



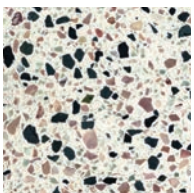
TZ89
SLATE



TZ90
MIDNIGHT



TZ91
NUTMEG



TZ94
CRYSTAL QUARTZ

Precast Epoxy Terrazzo Specification – Countertops / Slabs Section 12 36 00

Part 1 – General

1.01 SUMMARY

- A. Types of Precast Terrazzo work included:
 - 1. Precast Terrazzo Cement Slab Countertops
 - 2. Precast Terrazzo Cement Mold-to-Size Countertops
- B. Installation of precast terrazzo slabs

1.02 REFERENCES

- A. American Society for Testing and Materials (ASTM)
 - 1. ASTM C-140
 - 2. ASTM C-293
- B. Marble Institute of America (MIA) Technical Module, Residential Stone Countertop Installation

1.03 SUBMITTALS

- A. Shop Drawings
 - 1. Submit shop drawings of all precast terrazzo mold-to-size items showing detail sections and profile for all precast items.
- B. Samples:
 - 1. Submit maximum of 3 samples 3" x 6" size for all color.
 - a. Color to be selected from Wausau Tile color pallet.
- C. Submit two copies of MIA Technical Module.

1.04 QUALITY ASSURANCE

- A. Comply with specifications under the current MIA installation guidelines for stone countertop installation.
- B. Slab sample colors are available upon request in polished finish only. Due to the natural characteristics of terrazzo, slabs and terrazzo tile colors can vary.
- C. Manufacturer to supply a written Quality Assurance Program and Procedure manual.

1.05 DELIVERY, STORAGE AND HANDLING

- A. Packaging and Shipping: All slabs are palletized flat, 8 per pallet then shrink wrapped with legible manufacturer identification, including size, piece number, quantities, manufacturer date and inspector initials.
- B. Storage and Protection: Precast terrazzo to be stored indoors, in a climate-controlled environment, sheltered from moisture in original packaging. Protect from damage by other trades.
- C. Report all damage due to shipment immediately. Customer is required to sign the Bill of Lading slip noting damaged product. Picture proof is required.

1.06 WARRANTY

- A. Manufacturer shall warrant installed system for a period of 1 year from date of delivery against product defects.

Part 2 – Products

2.01 MANUFACTURERS

- A. Acceptable Manufacturer:
 - 1. Wausau Tile, Inc.
- B. Clarification Note: Drawings and specifications are based on manufacturer's proprietary literature from Wausau Tile, Inc. Other manufacturers shall comply with minimum levels of material specifications and detailing indicated on the drawings of specified herein.

2.02 MATERIALS

- A. Epoxy Resin
- B. Aggregates: All aggregates to meet ASTM C-33 specifications, cleaned and properly graded to size. Aggregate shall be blended to meet individual project requirements.
- C. Marble chips, size to conform with NTMA gradation standards.
- D. Coloring; Pigments used shall be inorganic, resistant to alkalinity and used per manufacturer's recommendations.
- E. Slab Protection: Wausau Tile Precast Epoxy Terrazzo Slabs are provided with a factory applied initial protectant.

2.03 MANUFACTURED UNITS

- A. Precast Epoxy Terrazzo Slabs
 - 1. Size: 96" long x 62" wide x ¾" (2 cm) thick, 41.33 s.f. per slab
 - 2. Mold-to-size countertops & slabs available upon request.
- B. Sizing Tolerances:
 - 1. All units to conform to shop drawings with a 1/16" tolerance in dimension.
- C. Precast Surfaces and Edges:
 - 1. Top slab surface finished only. Mold-to-size slabs are finished per approved shop drawings.
 - 2. All finished surfaces to be ground and polished, free of holes and to have overall uniformity in matrix and aggregate.
 - 3. All precast terrazzo finished surfaces to be sealed with a sealer approved by manufacturer.
- D. Color:
 - 1. Selected from Wausau Tile Epoxy Terrazzo Slab Color Palette
 - 2. Custom Colors or Color Matching prepared by request.

Part 3 - Execution

3.01 INSPECTION

- A. Examine areas to receive precast terrazzo for the following:
 - 1. Defects in existing work.
 - 2. Deviations beyond allowable tolerances for the substrate.
- B. Start work only when all defects have been corrected by others.

3.02 INSTALLATION

- A. Setting:
 - 1. For fabrication & installation please refer to the Marble Institute of America (MIA) Technical Module Residential Stone Countertop Installation Guidelines.
http://www.marble-institute.com/pdfs/homeownersconsumer_countertops.pdf
- B. Protection:
 - 1. All slab materials will have an initial protectant added in the fabrication process. After fabricator cuts and finishes any edges in the field, those edges will require additional protection